


Report



EN 24




A VIVA

The new frame in satined glass.



A CUBE

The surface-mounted version of the A 550 switch range.



LS 1912

The toggle switch is available in Les Couleurs® Le Corbusier.



Smart Visu Server

The KNX Server gets a new housing and faster commissioning.



A VIVA – frames in satined glass	2
New colours for the ACREATION glass frames	8
A CUBE surface-mounted range	10
JUNG ranges made from recyclate	14
LS 1912 in Les Couleurs® Le Corbusier	18
Toggle multi push-button LS 1912 with neutral position	22
LS 1912 as KNX push-button	24
Motion detector mini basic	26
New functions for LS TOUCH	28
International interface for LS TOUCH	30
Comprehensive JUNG KNX Secure portfolio	32
Operate KNX securely and conveniently	36
The new Smart Visu Server	38
Faster commissioning with SV Control	40
New KNX products with KNX Secure	42
JUNG OpenAPI	48
JUNG HOME Gateway and IoT networks	50
JUNG HOME blinds actuator mini	60
Motion detector 240°	62
Matter push-button 2-gang battery-powered	64
Sockets for the Thailand TIS system	66
Charger with 60 watt power delivery	68
Cover hood for LS 990	70
GRAPHIC TOOL 2.0	72
Building Information Modeling	74
Catalogue Contents	76

A VIVA – frames in satined glass

With A VIVA we are extending the A range portfolio with satined glass frames. The combination of rounded edges and the satined surface makes the glass look soft and breaks up the hardness of the materiality of glass.



All covers for the A range fit on A VIVA. In particular, covers in matt colours emphasise the elegant effect of A VIVA. This is how to implement a harmonious electrical installation. Mounting of A VIVA in 1-gang to 5-gang frames is possible horizontally or vertically.



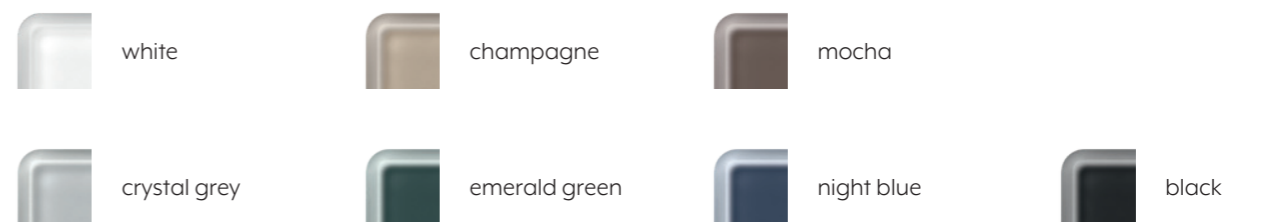
A VIVA glass frame in night blue



A VIVA glass frame in white



The frames from A VIVA are available in the colours emerald green, night blue, crystal grey, white, black, champagne and mocha.





A CREATION glass frame
in emerald green

New colours for the A CREATION glass frames



The frames from A CREATION are now available in crystal grey, night blue and emerald green. The colours black, white, champagne and mocha are retained in the portfolio. With its distinctive glass frames in the seven striking colours, A CREATION sets accents in every room.

Available from April 2024

A CUBE surface-mounted range



A CUBE in matt graphite black

The A 550 range gets a new variant: A CUBE takes up the reduced design of A 550. With this, we offer a design variant in breakproof thermoplastic for surface-mounted installation. A CUBE extends the wealth of variants for electrical installations on brickwork, facing concrete or wood.

A CUBE surface cap:
1-gang available from April 2024, 2-gang available from June 2024, 3-gang available from August 2024







SCHUKO® socket in A CUBE
in matt graphite black






SCHUKO® sockets
in A CUBE in matt snow white




Variety of functions in A CUBE

<p>PUSH-BUTTON</p>  <p>in white</p>	<p>SCHUKO® SOCKET</p>  <p>in aluminium look</p>
<p>KNX F 40 PUSH-BUTTON</p>  <p>in matt snow white</p>	<p>KNX F 50 PUSH-BUTTON</p>  <p>in matt graphite black</p>

A CUBE is available in the six colours of A 550 and in 1-gang to 3-gang versions. Multiple combinations can be mounted both vertically and horizontally. The surface-mounted range covers all uses that do not require a deep wall

box. Accessories such as strain relief, cables and pipe inlets ensure easy mounting. With light switches, sockets and multimedia inserts, A CUBE offers a large range of functions.

white	similar to RAL 9016	
black	similar to RAL 9005	
aluminium		

matt anthracite	
matt snow white	
matt graphite black	

Multiple sustainability



In production we have relied on recycled plastic for many years. The plastic design covers in the A CREATION, A 550 and A FLOW switch ranges in matt anthracite already consist of 95 % resource-saving recyclate. In this way, we contribute to reducing the environmental burden of plastic waste.



Three ranges with a wide functionality

CONVENTIONAL



ELECTRONIC



A CREATION



A FLOW



A 550

The recyclate is a material that is obtained from preparing and recycling plastic waste. In the recycling process, residues are collected, sorted, cleaned and then mechanically broken up. This material is then melted and processed

in an extrusion process (press method) into recyclate, as described in DIN ISO 14021. For this process, hydroelectric energy is used in order to consistently produce sustainably. The frames and design covers for light switches,



JUNG HOME



KNX



A CREATION




A FLOW



A 550


push-buttons, rotary dimmers and sockets produced in this way cover a large range of use possibilities. With these products, it is possible to implement a resource-saving electrical installation.

After the Cradle-to-Cradle-certification of various switch ranges and KNX components, these ranges in recyclate are a further consistent step towards promoting a circular economy.



Toggle switch 2-gang
in Les Couleurs® Le Corbusier vert olive vif

LS 1912 in Les Couleurs® Le Corbusier



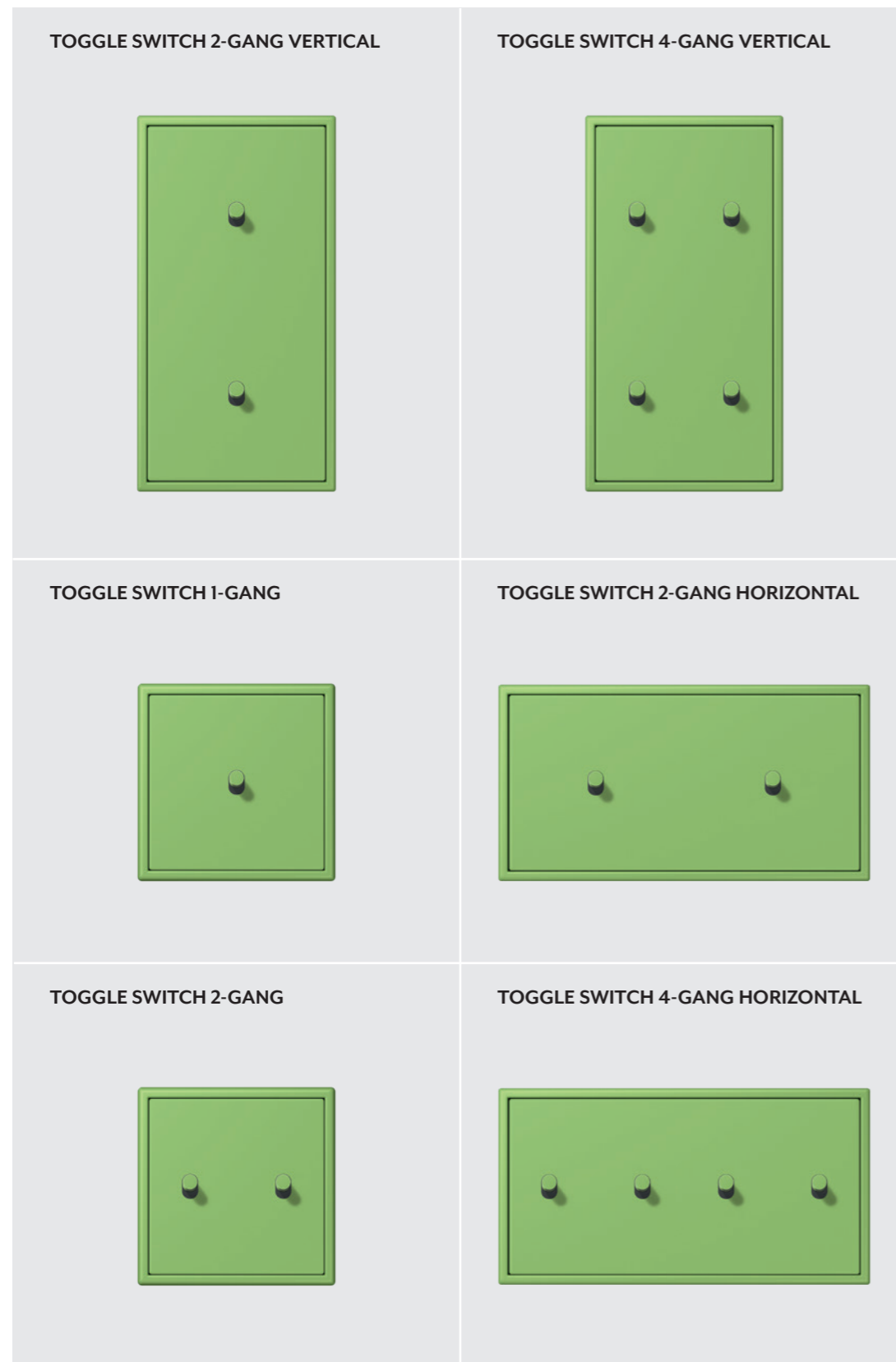
Puristic design, varied colours: The JUNG toggle switch LS 1912 in the cylinder version is now also available in the 63 colours of Les Couleurs® Le Corbusier. That opens up a wide range of design possibilities. In this way, a coherent overall picture arises in the room, where the electrical installation with LS 1912

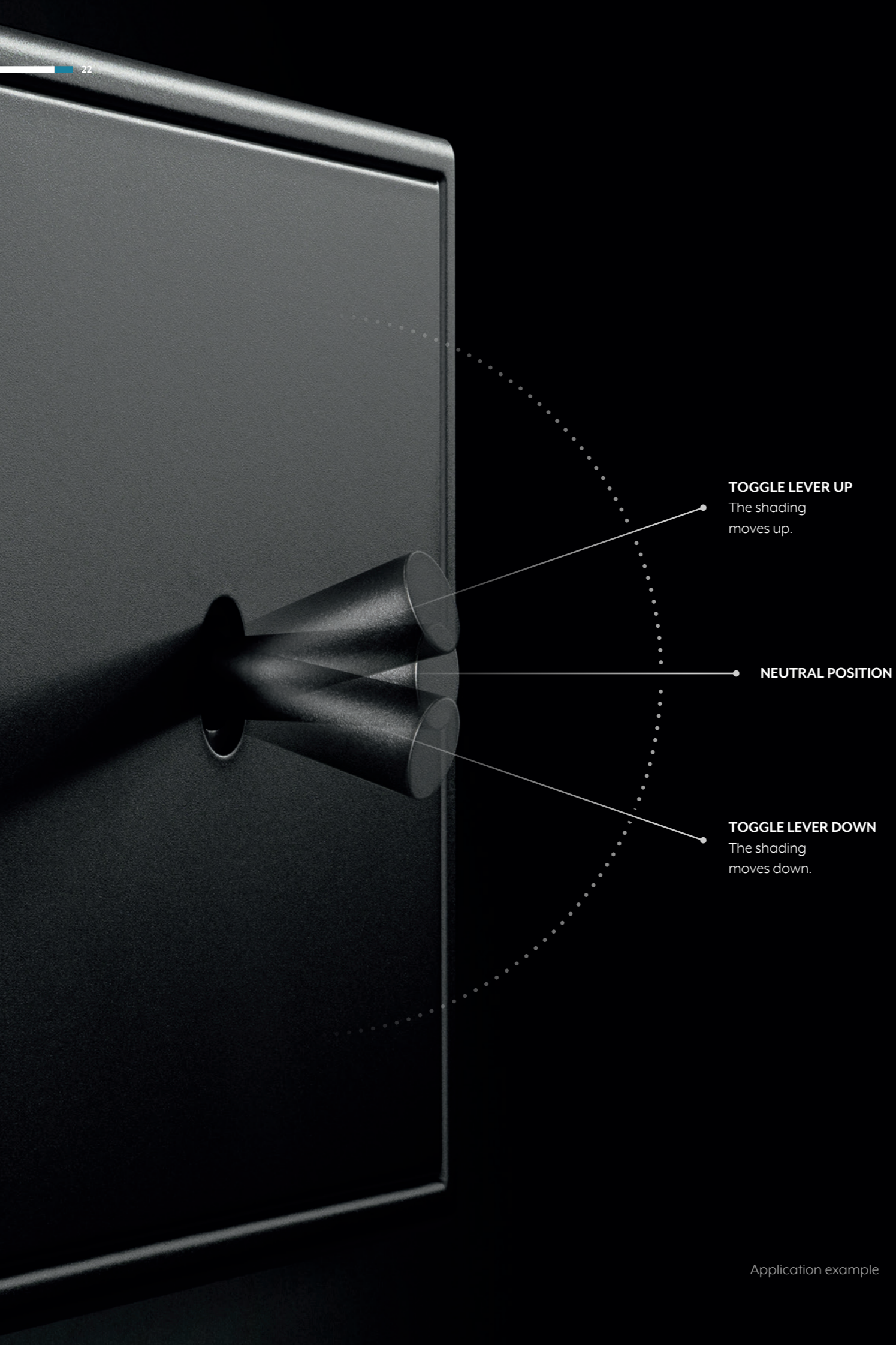
inserts itself visually into the colour scheme and the style of the interior. The hand lacquered toggle switches are produced to order. The delivery time is approx. ten weeks after receipt of order. Classic form, versatile technology: LS 1912 covers many functions as push-button, switch or now as multi push-button.

Available from April 2024

Wide variety of uses

LS 1912 in Les Couleurs® Le Corbusier offers mounting versions through different inserts and covers 1-gang to 4-gang.





Application example


Toggle multi push-button LS 1912 with neutral position




The multi push-button insert extends LS 1912 by an additional toggle switch position. When the upper or lower switch position is operated, two contacts are closed simultaneously. This makes the LS 1912 with multi push-button insert particularly suited as a control push-button for relay connections. For example, it allows blind control with slat adjustment.

Already available

LS 1912 as KNX push-button



With the multi push-button insert and the KNX push-button interface, the LS 1912 becomes a KNX control unit. The combination of the devices covers many functions. For mounting behind the flush-mounted insert, a deep installation box is necessary. With LS 1912 as a KNX push-button, smart functions can be harmoniously integrated into a classic ambience. Mounting in multiple combinations is possible.



LS 1912 in classic brass.
Mounting is possible both horizontally and vertically.



Motion detector mini basic

KNX — Power supply — Multistation — max. 30 m — 24 V

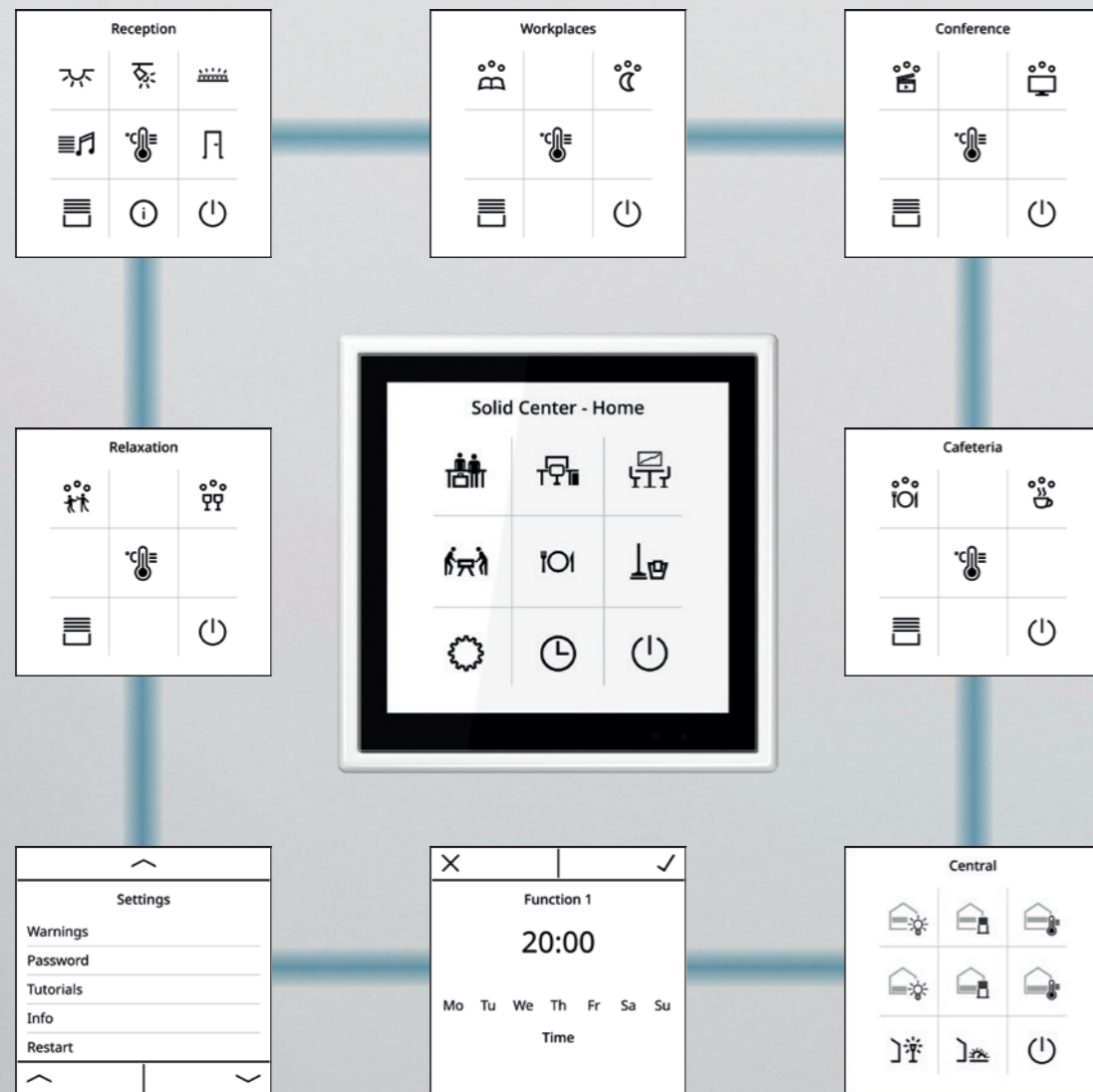
The recommended area of use is to record people in hotel rooms that have no key card switch installed. On arrival, guests are greeted by a welcome light.

The motion detector mini basic for ceiling installation is equipped with a PIR sensor, which has a detection range of 6 metres at a mounting height of 3 metres. The motion

detector mini basic can quickly and easily be integrated in the KNX system. The power for the detector is provided by an external power supply.

Already available

New functions for LS TOUCH



The KNX room controller LS TOUCH receives a comprehensive function update. An optimised menu structure with selectable user levels now allows the control of hotel rooms, meeting rooms or offices as well. Depending on the project type, different user levels can be offered.

Selected new functions



INSCRIPTION OF FUNCTIONS

It is now possible to label the functions at the favourite level. Depending on the available space, either the complete description or an abbreviation is shown. This makes the allocation of functions with the icons easier.

MORE FAVOURITE PAGES

Up to five favourite pages can be set up – from system integrator to the parameterisation in the ETS or by the user in the settings on the device.

OTHER STATES

New icons in the favourite level show the states of the lighting and shading functions – with up to five different symbols per function. In this way, for example, it is immediately clear which position a Venetian blind is in.



SHOW VALUES

On the favourite page, a measured value or switch status can be displayed. In this way, LS TOUCH can serve, as well as a control unit, as a display element for states.



CONTROL OF SPLIT UNITS

LS TOUCH now controls split units as well. The setpoint temperature can be set individually, the operating mode switched and the fan speed adjusted. The internal regulator can automatically switch a split unit on and off for heating or cooling.



CHANGE OF THE SETPOINT TEMPERATURE

Depending on whether the device is being used in a living or commercial area, an appropriate relation can be specified: it is possible to receive or reset a setpoint temperature change after changing the operating mode.

International interface for LS TOUCH

CHINESE



in Les Couleurs® Le Corbusier rouge vermillon 31

KOREAN



in Les Couleurs® Le Corbusier bleu céruleen 31

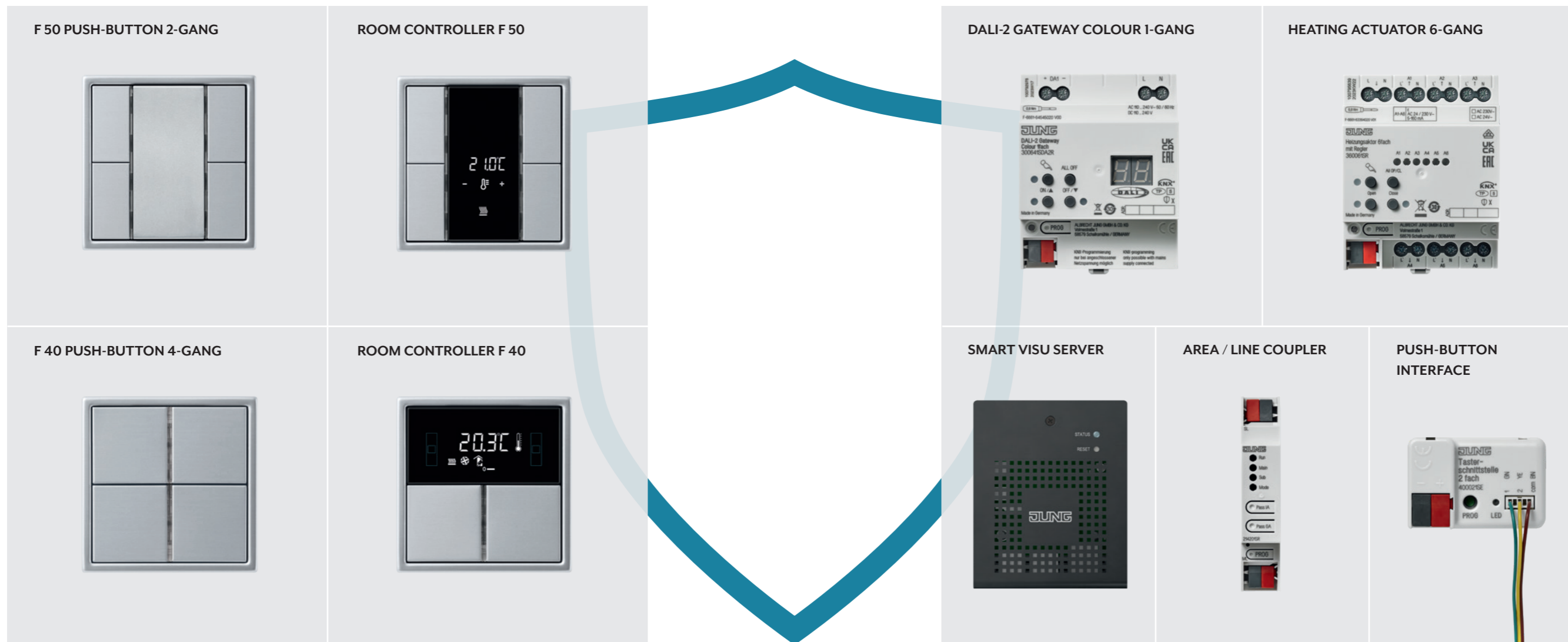
The KNX room controller LS TOUCH opens up to international markets. Alongside Latin characters, the LS TOUCH display can now display Asian characters. All of these innovations improve and simplify the control with LS TOUCH.

Already available



LS TOUCH in Les Couleurs® Le Corbusier outremer moyen

Comprehensive JUNG KNX Secure portfolio

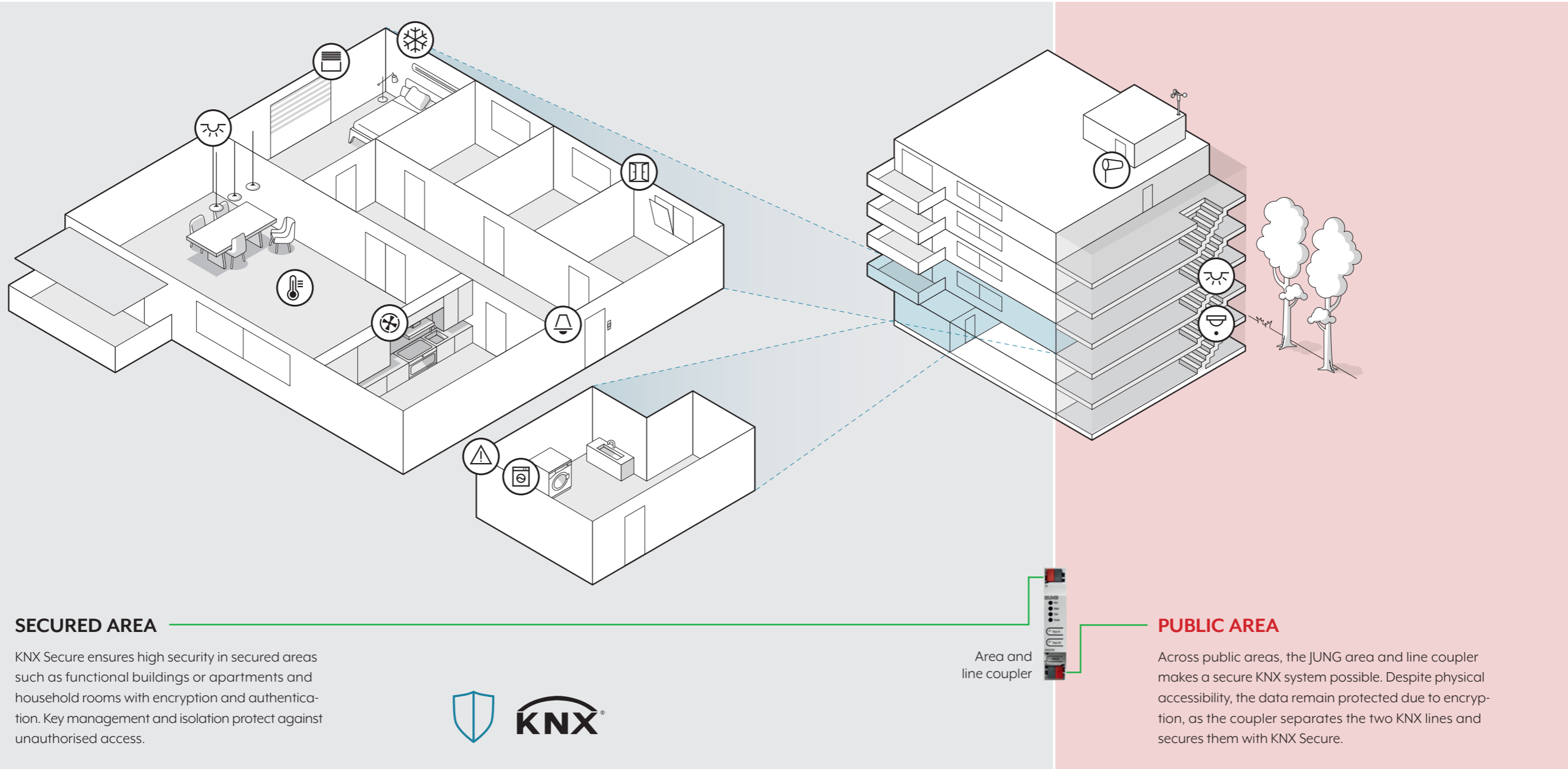


Security from a single source: JUNG ensures a comprehensive, secure installation in a smart building with KNX Secure. An important aspect with regard to security is the possibility to update all components. JUNG enables that with the ETS Service app.

JUNG is a full-service provider for a secure KNX installation. We ensure that the communication between all technological building systems and applications is possible and secure. With this, JUNG is already taking a consistent step today: in Autumn 2023, the changes in the Buildings Energy Act (GEG) were published in which building automation

technology plays an important role. The text of the GEG 2024 provides for certain demands on building automation technology: newly built, non-residential buildings must be equipped with building automation. JUNG KNX Secure fulfils these requirements – from actuators to control units.

F 40 / F 50 push-button module universal already available, F 40 room controller already available
F 50 room controller available from June 2024



SECURED AREA

KNX Secure ensures high security in secured areas such as functional buildings or apartments and household rooms with encryption and authentication. Key management and isolation protect against unauthorised access.



PUBLIC AREA

Across public areas, the JUNG area and line coupler makes a secure KNX system possible. Despite physical accessibility, the data remain protected due to encryption, as the coupler separates the two KNX lines and secures them with KNX Secure.

JUNG KNX makes targeted segmentation possible. That ensures a clear separation of different areas and can protect against unauthorised access with KNX Secure.

KNX Secure blocks manipulations as communications are encrypted, and a change of product can only be carried out with separate keys from the encryption mechanism. Alongside the separation of data traffic, the segmentation also provides electrical isolation, so that even with an electrical fault, there is

no complete failure. In this way, our products for KNX Secure meet the recommendations of the German Federal Office for Information Security to implement such segmentation. It limits the spread of attacks on building automation systems.



From the actuators to the visualisation, JUNG KNX products offer a secure information exchange. Independently of the medium, KNX IP Secure encrypts and authenticates all telegrams at the network level. KNX Data Secure encrypts the data on the bus line (twisted pair) or via wireless communication (RF).



The design covers for the F 50 KNX push-buttons are now also available in metal.

KNX push-button F 50
in LS 990 in stainless steel

Available from June 2024

Operate KNX securely and conveniently



The F 40 and F 50 KNX push-buttons in the universal version now support KNX Secure. They can be updated using the ETS service app and are thus absolutely future-proof.



ROOM CONTROLLER F 50

Even in the version with four push-buttons, the room controller F 50 impresses with intuitive operation. The room temperature sensor and two integrated room thermostats allow precise measurement and exact regulation of the room temperature.



ROOM CONTROLLER F 40

Large buttons, clear display: the room controller impresses with an easily understood operating concept and inscribable buttons.

Alongside new firmware with new functions, the application for the push-buttons has been redesigned. Furthermore, we have optimised the JUNG KNX compact room controllers. They cover the familiar KNX functions and have an

extended regulator and a modernised application in the ETS. In addition, the processors are now faster. The room controllers are secured with KNX Secure.



New design:
the housing of the Smart Visu Server
consists of anodised aluminium.

The new Smart Visu Server



The JUNG KNX Smart Visu Server has optimised hardware. The newest update brings improvements and additions that increase the performance and user-friendliness.

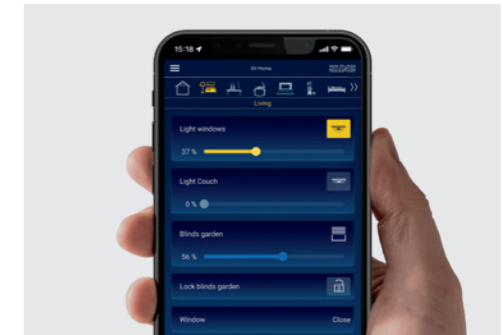
NEW HARDWARE

The new Smart Visu Server has higher performance hardware than its predecessor. In the redesigned housing there are USB ports and the reset push-button and a status indicator alongside the power supply (5 volt via USB type C) and the network connection.



REMOTE ACCESS

With the Smart Visu Server app, the user can also control all functions while mobile (requires a myJUNG account). There is an app for iOS and Android and it has been further optimised for mobile devices – SV Home now also displays update messages.



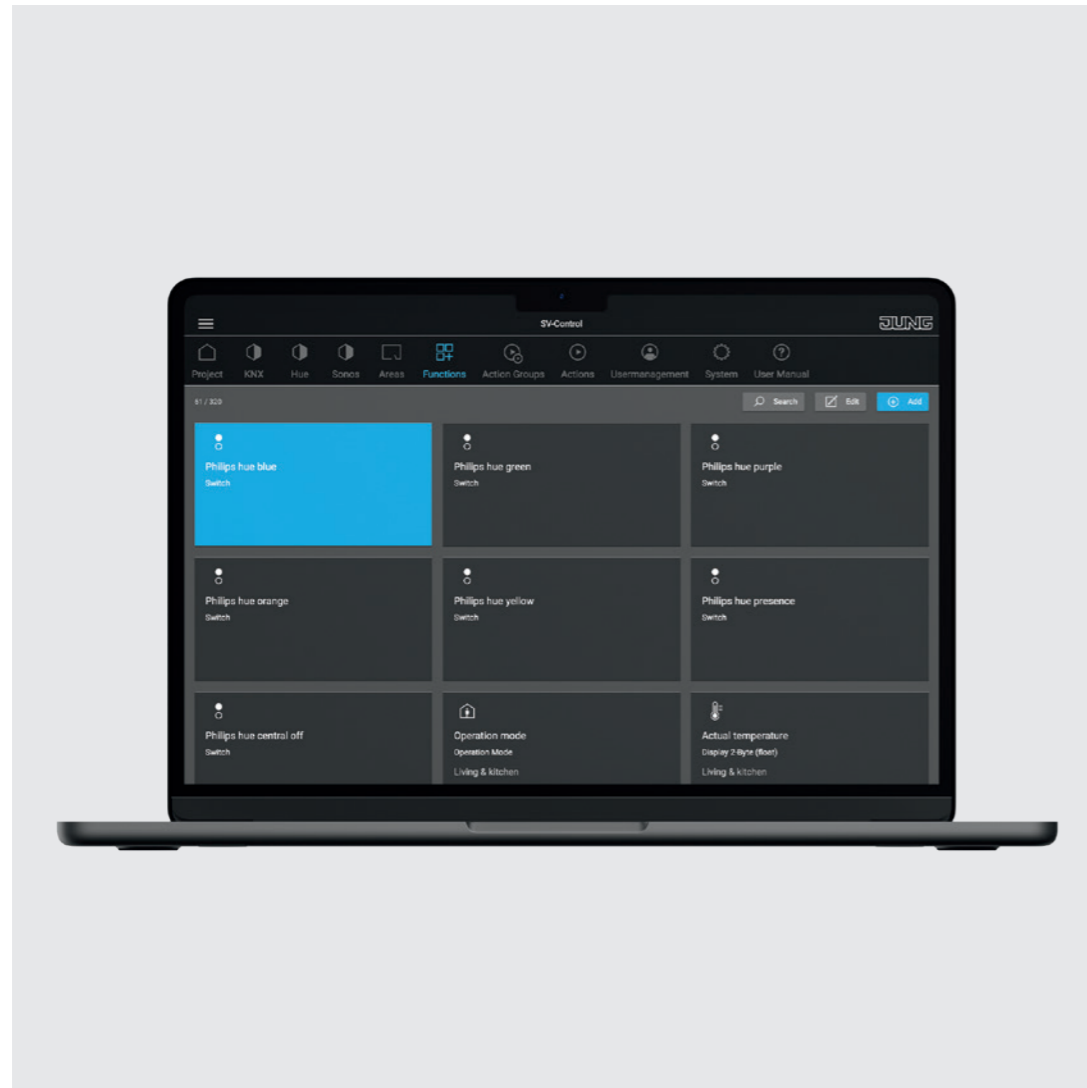
KNX SECURE

The Smart Visu Server now has encrypted communication via KNX Secure. This ensures the security of the data and the integrity of the complete KNX system.



Already available

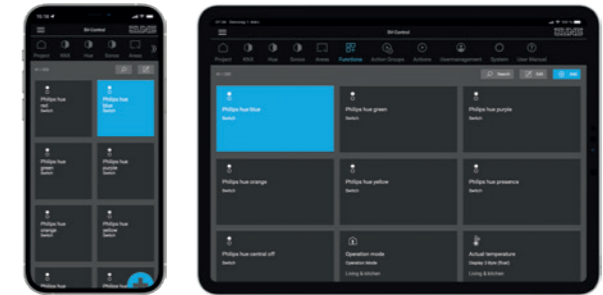
Faster commissioning using SV Control



Quicker installation and more functions: the JUNG KNX Smart Visu Server has an improved commissioning software SV Control.

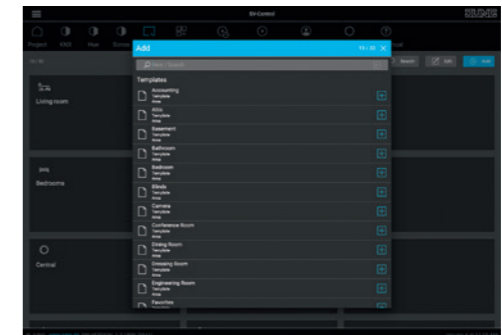
NEW USER INTERFACE

The completely redesigned SV Control has been matched visually to SV Home. This ensures convenient commissioning, as the complete system is operated uniformly.



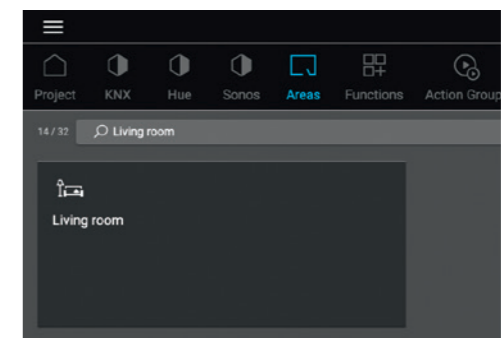
TEMPLATES

Standard templates make commissioning easier. Set-up is simpler as the templates save unnecessary clicks. Standard users such as Admin or Guest are created with one click in this way.



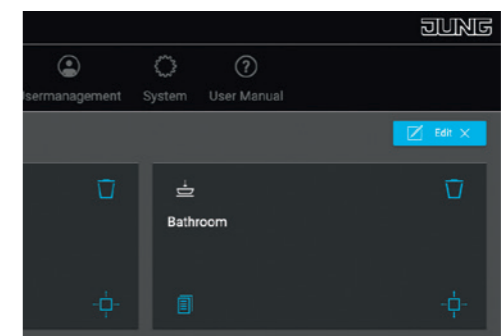
SEARCH AND FILTER FUNCTION

The search and filter function make it possible to reach information and functions more quickly.



COPIES

Identical rooms or functions can now be copied. System integrators no longer have to create every room separately and add functions to them.



KNX DALI 2 gateway Colour 1-gang and 2-gang




The new gateway serves as the interface between KNX and DALI. It enables the control and monitoring of individual luminaires via the KNX system with bidirectional transmission of commands. The control of lighting groups is also possible with the gateway. It enables the creation of scenes, time schedules and automations to tailor the lighting to the

respective demands. The gateway can monitor the status of the luminaires and send messages to the KNX system, which makes real-time monitoring and fast fault diagnosis possible. The JUNG KNX DALI gateway Colour is available in 1-gang and 2-gang and is secure and updateable thanks to KNX Data Secure.

Already available

KNX DALI 2 actuator

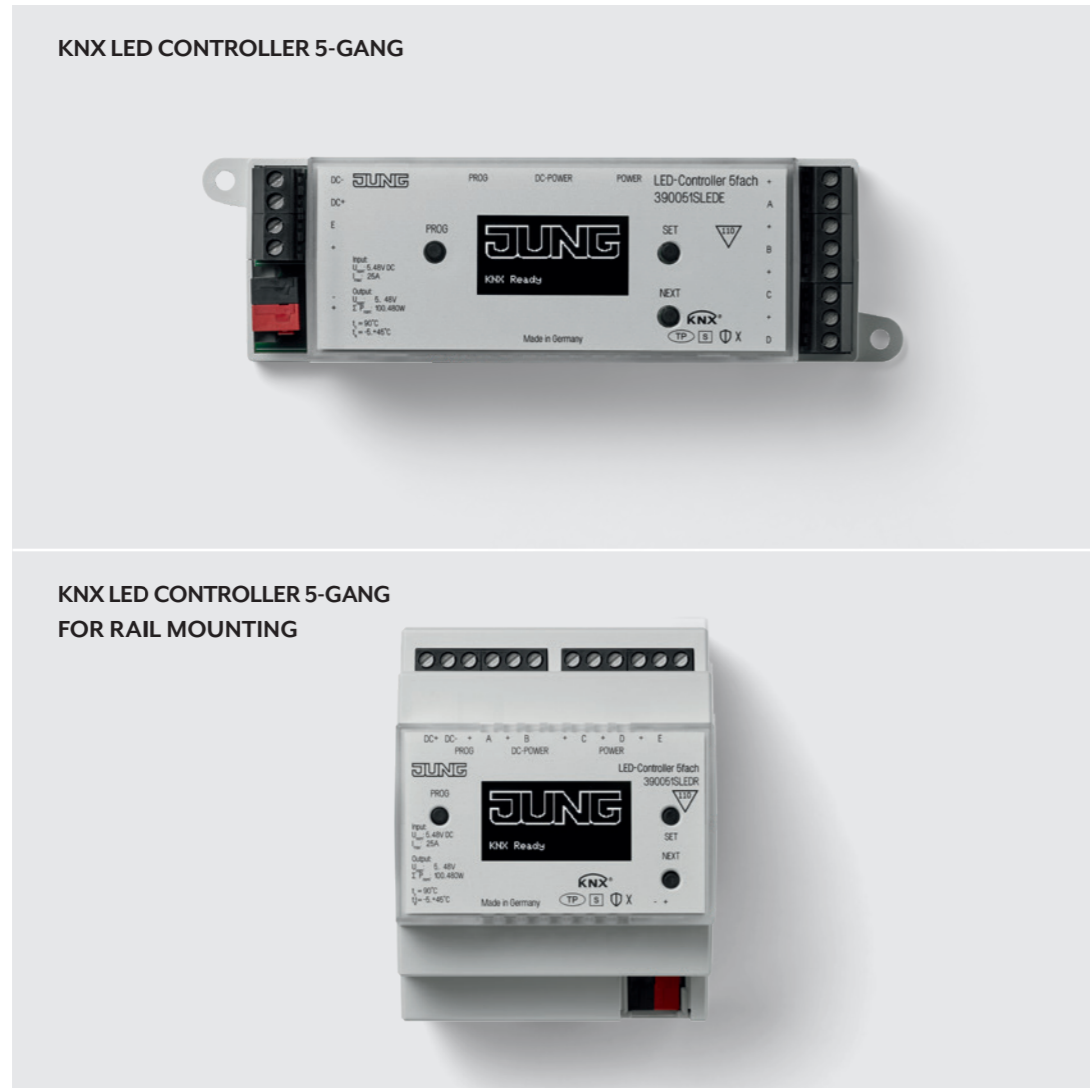


The new JUNG KNX DALI actuator creates the bridge between the KNX dimming actuator and the KNX DALI gateway. It is a four-channel multi-master device and is thus ideal for repeated

and smaller installations. It offers the convenience and simplicity of DALI (tunable white, RGBW). Special commissioning with the DCA is not necessary.

Expected to be available from Q4/2024

New firmware for the KNX LED controllers




The update to version 1.034 provides new functions in connection with the ETS application 2.3. Tunable White Extended adds a green tone to the light colour and thus eliminates a pink tint at medium colour temperatures. The

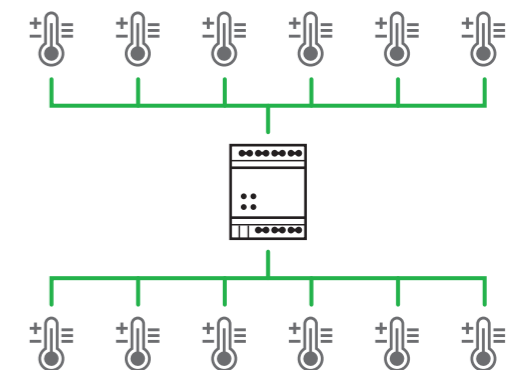
HCL settings can now also be used for the integrated stairway and scene functions. The RGB and HSV colour control are also retained if the extended colour temperature control is used.

Already available

KNX heating actuator

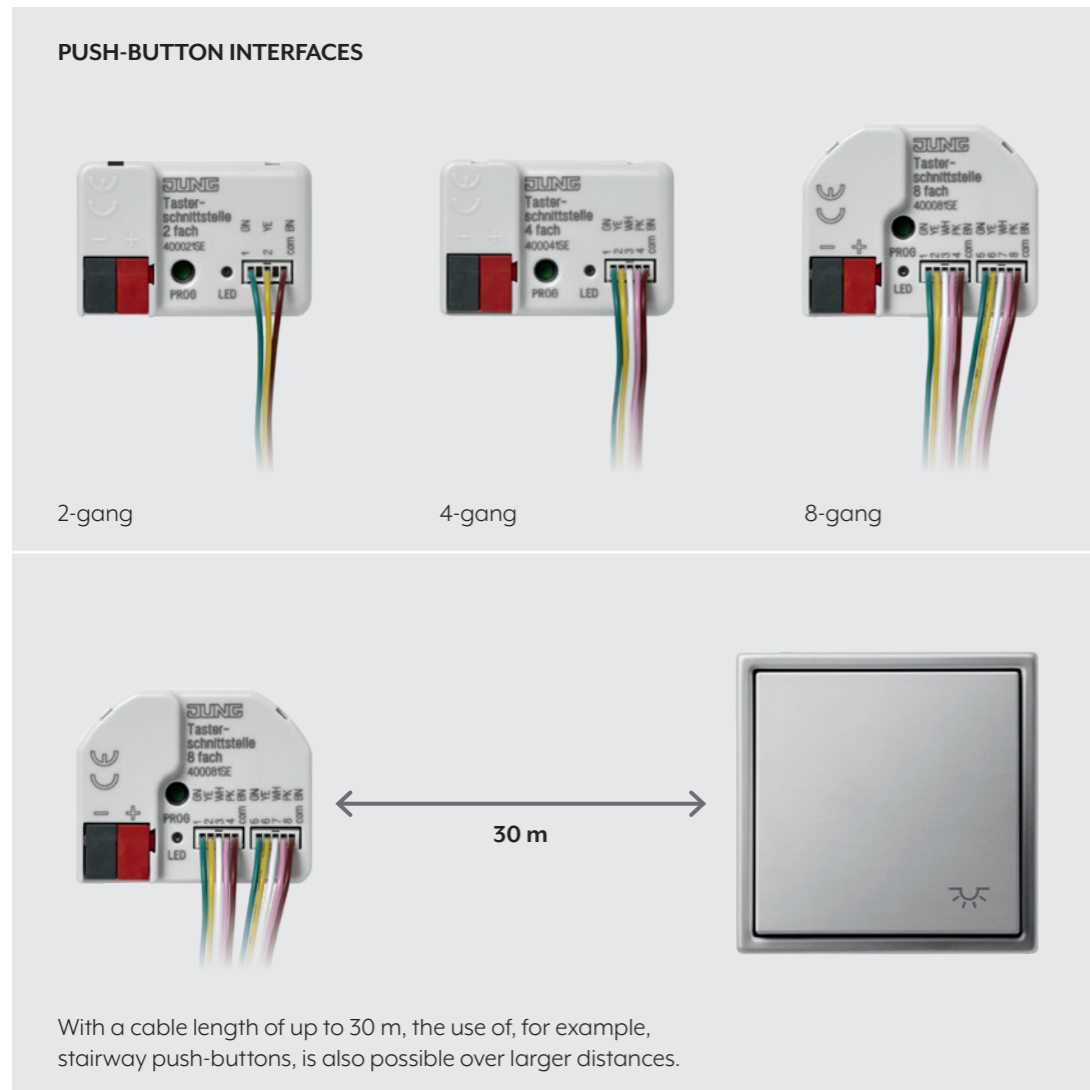


The new JUNG KNX heating actuator 6-gang with KNX Data Secure centrally controls up to six independent heating or cooling zones. Every zone can be regulated individually to the desired temperature. The integrated regulator enables individual setting and monitoring of the temperature in the individual zones.



Already available

KNX push-button interface



Seamless integration of different sensors and switches in one KNX system: with the push-button interface, floating contacts such as push-buttons, switches or reed contacts, among others, become KNX control units.

With two, four or eight independent channels, each channel of the push-button interface can be parameterised additionally as input or output.

Already available

KNX area and line coupler



Compact and powerful, the rail-mounted device with 1 rail unit offers a reliable solution for connecting two KNX lines while retaining electrical isolation. As an area coupler, the product serves to connect a main line with an area line. With the ETS 6 it is also possible

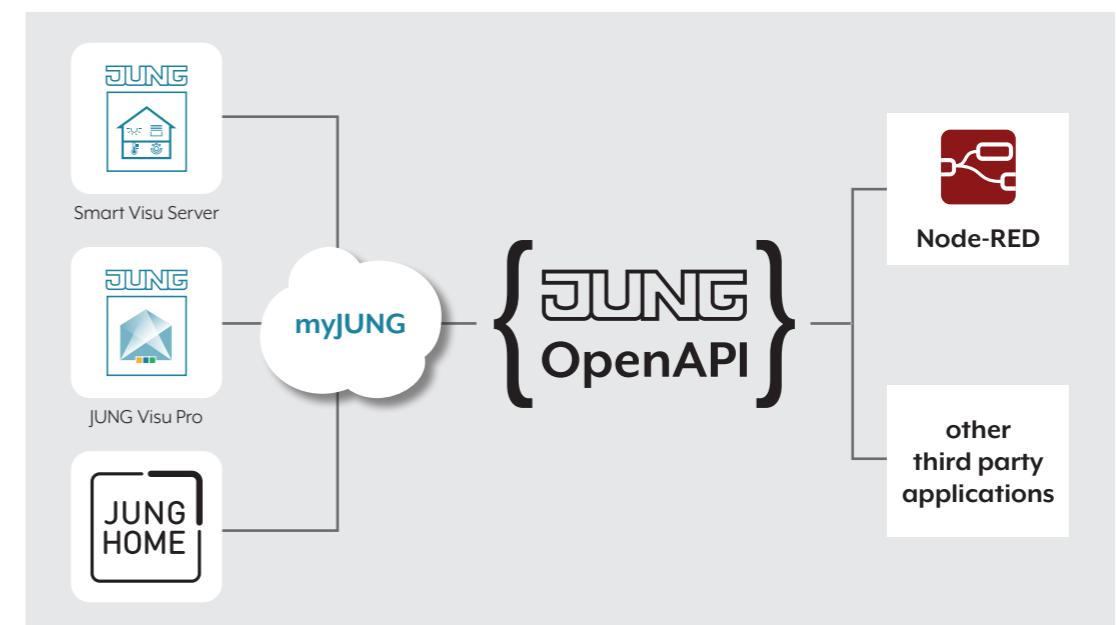
to connect segments. KNX Data Secure Proxy enables the connection of private lines with public lines (e.g. apartment building with unprotected outside area). The KNX Secure Bridge also connects two private lines in a public area.

Available from April 2024

JUNG OpenAPI

JUNG OpenAPI

With the JUNG OpenAPI, it is possible to control JUNG solutions across systems. Using this interface, developers no longer have to program for all three platforms. With one development, they have access to JUNG HOME, Smart Visu Server and Visu Pro Server. In this way, it is possible, for example, to control JUNG HOME devices with KNX push-buttons.



For developers, the JUNG OpenAPI means a significant simplification and increase in efficiency in their work. Instead of having to develop separate applications for JUNG HOME, Smart Visu Server and Visu Pro Server, the API enables a single development that can be integrated seamlessly into all three platforms. That reduces the cost and complexity and promotes consistency across different applications and systems. For this

we offer the Node-RED system connection. Using this platform, online services, other APIs and devices can be networked in a uniform manner. With the help of this platform, integrators can fulfil project-specific customer requirements more easily. Technically oriented end customers can also use Node-RED to network the JUNG building control with additional services and devices.





Extending JUNG HOME and sharing projects

The JUNG HOME gateway connects the system with other gateways and servers via the myJUNG Cloud. Numerous functions and services from different providers can thus be integrated in the networked home. The JUNG HOME app is all you need for the integration.



JUNG HOME app V 1.2.0

The heart of JUNG HOME is the app. It is permanently developed and optimised. With version V 1.2.0 of the app, it is possible to synchronise configured projects from smartphone to smartphone. To do so, the owner must activate the project synchronisation in the basic configuration of the JUNG HOME app. A QR code is automatically produced, which can be scanned by other users. Afterwards, the project is synchronised and adaptations and control are possible from multiple smartphones.

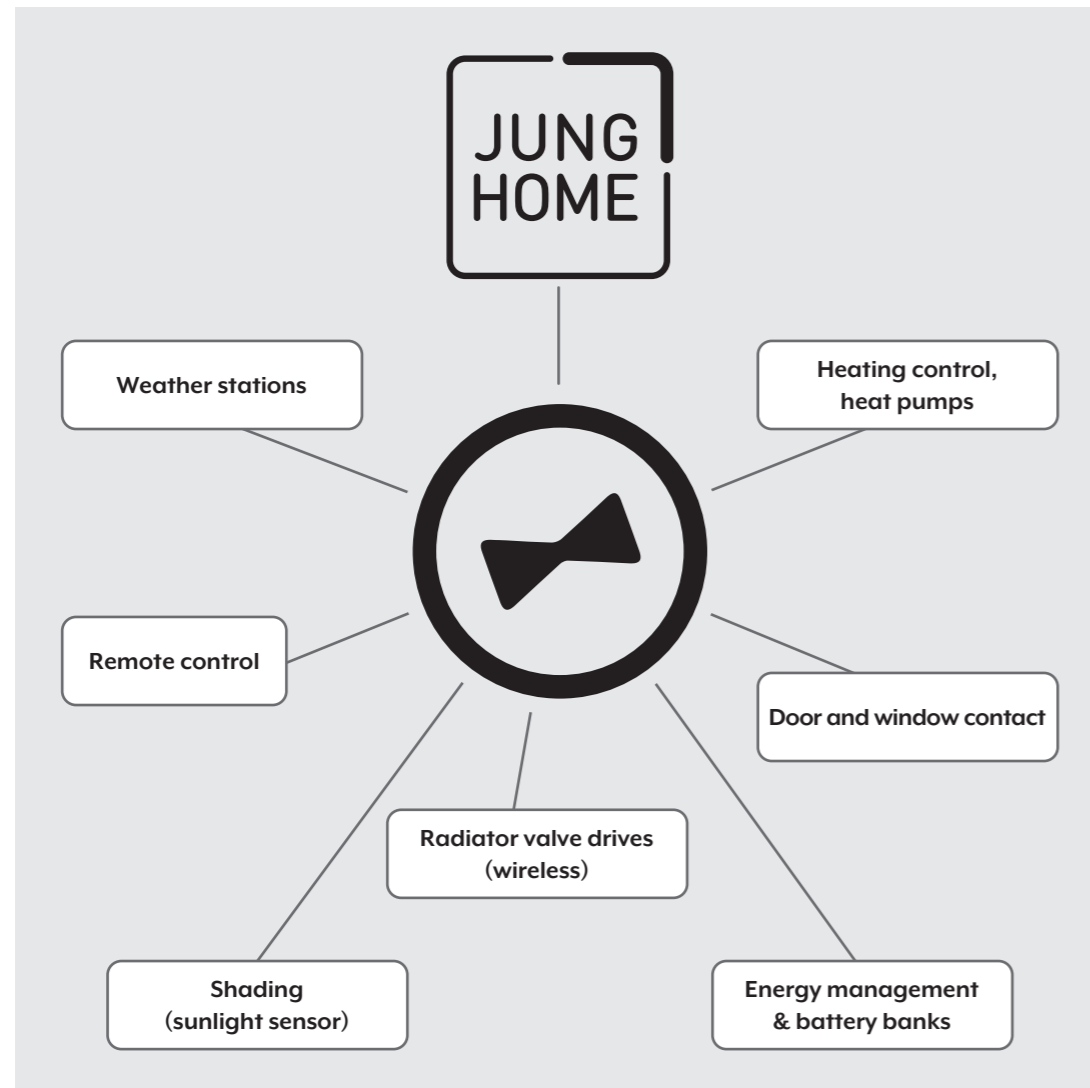
Voice control for JUNG HOME



With the JUNG HOME Gateway, all JUNG HOME products and connected smart solutions from other producers can be controlled by voice. Using the Amazon Alexa or Google Assistant apps on a smartphone, JUNG HOME can also be operated remotely, for example to regulate the heating with voice commands on the way home.



JUNG HOME and wibutler



wibutler is an IoT platform for digital building technology. It networks and controls over 300 devices and more than 40 top brands, such as three-phase meters from Eltako, heat pumps from Viessmann or ventilation systems from Zehnder. By connecting the JUNG HOME Gateway with a wibutler pro, the trades get even closer together in the smart home.

Application examples

HEATING

With wibutler, it is possible to control valve drives from Viessmann, for example, using the JUNG HOME room thermostat display.



VENTILATION

In combination with a ventilation system and a JUNG HOME room thermostat display that records the current room temperature, a pleasant room temperature can be achieved. Everything can be configured with the wibutler pro.



LIGHTING

By connecting to wibutler, so-called light rules, such as with luminaires from BEGA, can be created. These are triggered by JUNG HOME push-buttons.

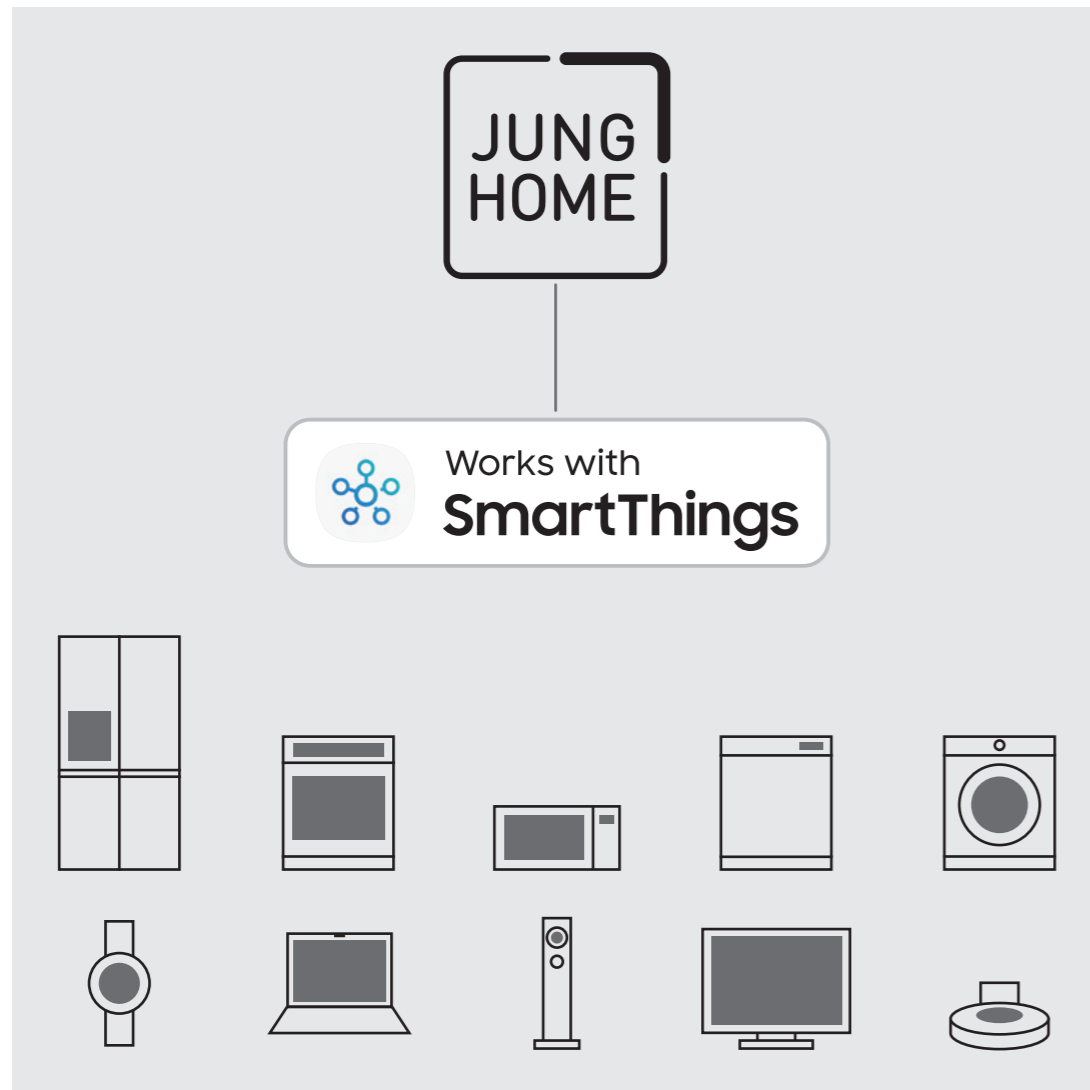


MONITORING

The JUNG HOME SCHUKO® socket Energy regularly reports the power to the wibutler pro. Using this, the wibutler app displays comprehensive monitoring of the PV system, the storage and each individual electrical load.



JUNG HOME and SmartThings



With the gateway, JUNG HOME can also be linked with SmartThings. This Samsung app enables smart-home elements to be controlled by smartphone, smart watch or voice. These include intelligent lamps, thermostats, smart TV and robot vacuum cleaners, for example. SmartThings is equally suited to Android and iOS.

Application examples


TV

Once integrated into a scene, JUNG HOME automatically dims the lighting and switches the TV on as soon as the scene is called.



SCENE CONTROL

Simply trigger overarching scenes with JUNG HOME devices and those connected from other manufacturers using JUNG HOME push-buttons.

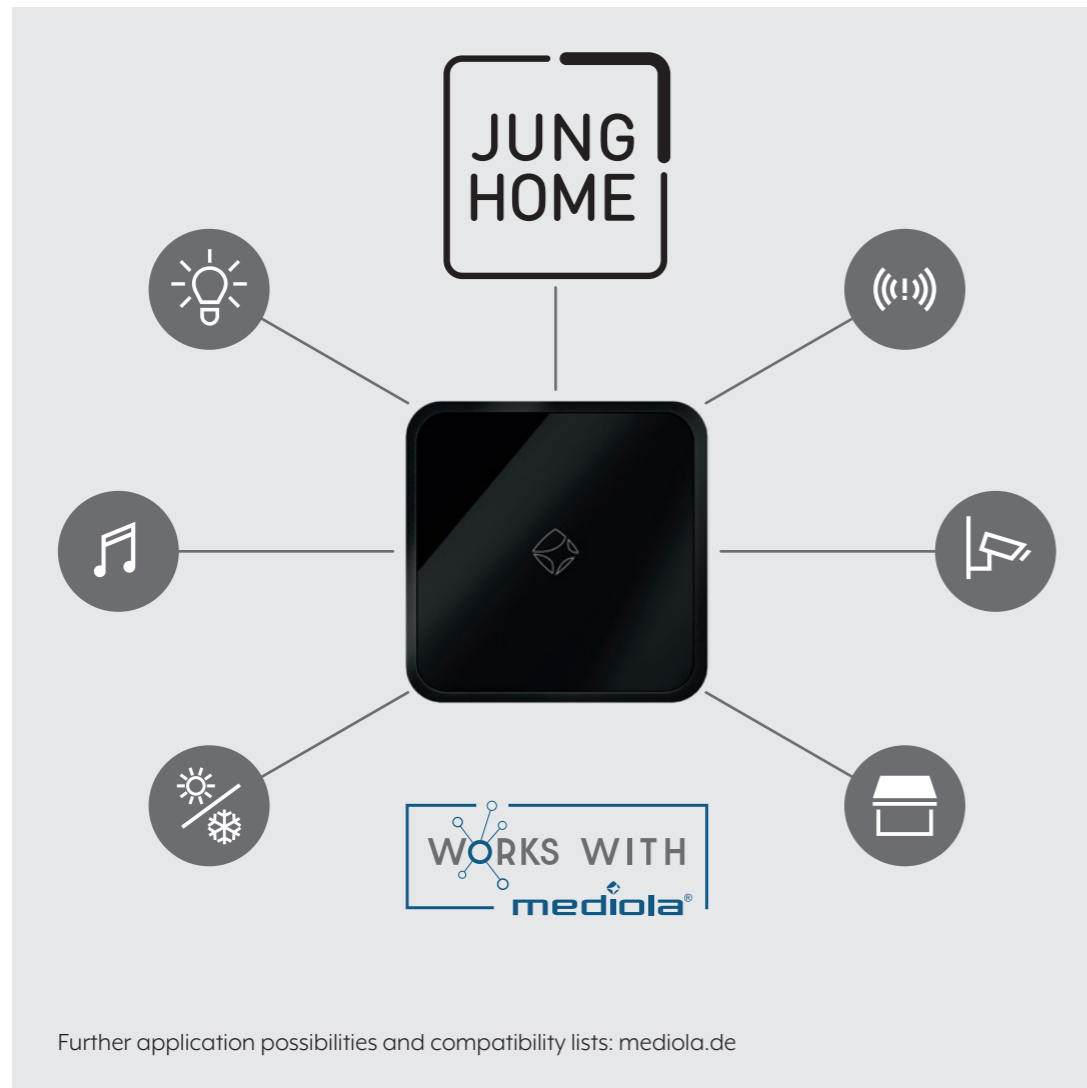


ROBOT VACUUM CLEANERS

Through the connection of SmartThings and JUNG HOME, the robot vacuum cleaner only starts its work after the user has pressed the Goodbye push-button on leaving the home.



JUNG HOME and mediola®



The integration of JUNG HOME into the manufacturer network WORKS WITH mediola® opens up numerous possibilities for users to network with products from the IoT world.

Products and solutions from Netatmo, Nuki, LG, Sonos, Philips Hue and many other providers can be integrated into JUNG HOME. To exhaust the numerous new possibilities, alongside a JUNG HOME gateway, the mediola® AIO Gateway is required. Setting up and control are carried out with a smartphone using the IQONTROL NEO app from mediola®.

Application examples

DETERRENT EFFECT

If the window contact from ABUS registers an open window in the living room, the lighting is switched on with JUNG HOME throughout the house. This has a deterrent effect.



WATER AT THE PRESS OF A BUTTON

With a JUNG HOME push-button 2-gang, using mediola® the Gardena smart watering system can be individually switched on.



CONVENIENCE ON ARRIVAL

With mediola® and JUNG HOME, users can integrate the location-dependent mode of a tado° heating control: The heating heats up and the hall lighting is switched on by JUNG HOME.



PROTECTION FROM STORM WINDS

If the weather sensor from Netatmo registers too much wind, the JUNG HOME blinds actuator mini can close the sun protection. In this way, the awning remains protected from storm damage.





Blind push-button in A FLOW in matt anthracite


JUNG HOME blinds actuator mini

Blinds actuator 1-gang mini with 2 binary inputs
Already available

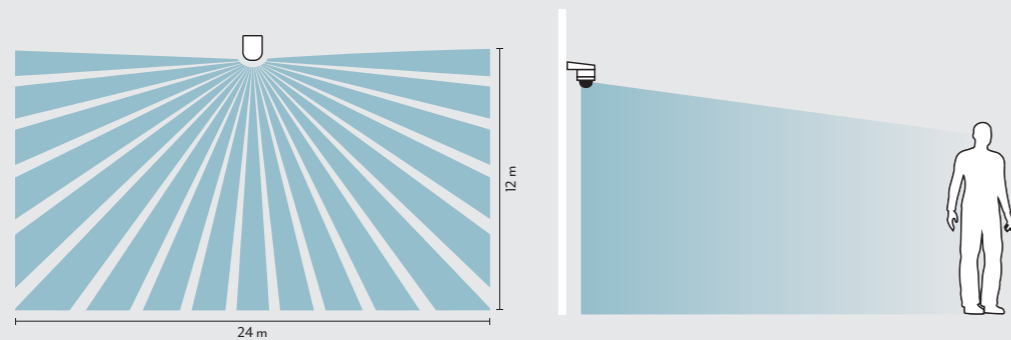
Commissioning, time programs and more: all in the JUNG HOME app.

Time programs, integration in scenes and numerous other functions: the JUNG HOME blinds actuator enables manual and automatic control of blinds, shutters and awnings. Specific functions such as ventilation position, running time and inverse operation, among others, can be set individually. In addition, the blinds actuator mini has two binary inputs with which it can be controlled with a conventional push-button.

Motion detector 240°



The motion detector enables the control of the lighting dependent on movement and ambient brightness within an area of 240 degrees.



The detection range of the motion detector can be precisely restricted by using a push-on cover.

Ideal mounting height: two metres and at least 50 centimetres from a light source.

The new motion detector for surface mounting can be used inside and outside due to the IP 54 degree of protection.


The JUNG motion detector 240° is connected to the mains electricity and is suitable for various lamps including LED and halogen. The manual setting of run-on time and brightness threshold is carried out using potentiometers.

The detector has a maximum range of 12 metres and a detection angle of 240°. Time and brightness can be individually set by the user. Available in ivory and black.

Available from March 2024.



Matter push-button 2-gang battery-powered



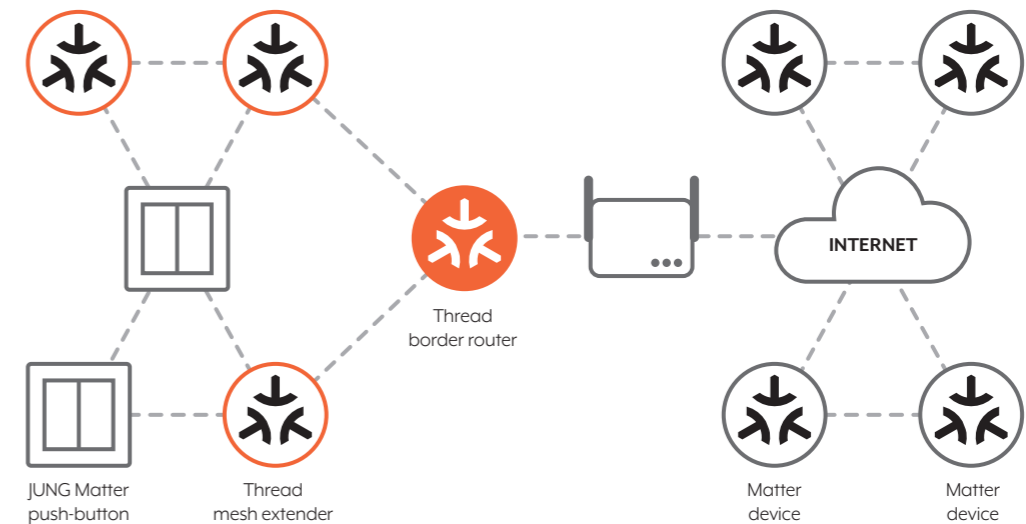
The battery-powered JUNG Matter push-button networks numerous devices from various manufacturers.



Matter is a cross-manufacturer connection standard for the smart home. Its goal: to simplify and improve the communication of devices.



Thread requires little energy for transmission and reception. The connection technology is mesh-compatible. The devices establish a wireless connection with each other.



The new, battery-powered JUNG Matter push-button enables the control of Matter-compatible devices. Due to the systematic integration of the push-button, operation of the devices in the home is also possible without a smartphone. It is available as a 2-gang version in the LS 990 and A 550 ranges.

MOUNTED FAST AND NEATLY




SIMPLY STICK ON

The JUNG Matter push-button is particularly suited to extending existing electrical installations. Using the supplied adhesive film, it is simply attached to smooth surfaces – exactly where it is needed.

SIMPLY SCREW ON

With installation on a flush-mounting box, the supplied supporting frame is screwed onto the flush-mounting box. The Matter module with its frame and buttons is then pushed onto the supporting frame.

Expected to be available from Q4/2024



Different countries, different plug types. For worldwide use, we provide standardised sockets for country-specific plugs and voltage levels. New in our range are IEC type O sockets for the Thailand system.

Sockets for the Thailand TIS system




The new Thailand socket type O, like all other international sockets from JUNG can be implemented in virtually all design ranges – they

can also be combined in multiple frames. This makes a uniform design possible.


Charger with 60 watt power delivery

A 550




white

LS 990



black

CHARGING CAPACITY




15 watt —————> 60 watt

From the end of 2024, USB-C connections will be compulsory for many new devices. With the new USB PD 60 charger, JUNG offers a space-saving solution for charging batteries of up to 60 watt.

The USB PD 60 supports USB Power Delivery 3.0 with Programmable Power Supply (PPS), Quick Charge 4+ and manufacturer standards such as Huawei FastCharge protocol

(FCP) and SuperCharge protocol (SCP), and Samsung Adaptive Fast Charging (AFC). The chargers are also compatible with the A, CD and LS ranges.

Available from April 2024



USB PD 60 charger in LS 990 in stainless steel



The transparent cover hood protects mounted switches, sockets, toggle switches, rotary dimmers and many other products in the LS 990 and LS 1912 ranges from contamination and damage on the building site.

Available from May 2024

Cover hood for LS 990



The cover hood has a range of uses and ensures reliable functionality and an undamaged surface of the switch. It is simply

pushed on and can be removed without a sign it was there. The material can be fully recycled. Available for 1-gang to 3-gang.



1-gang

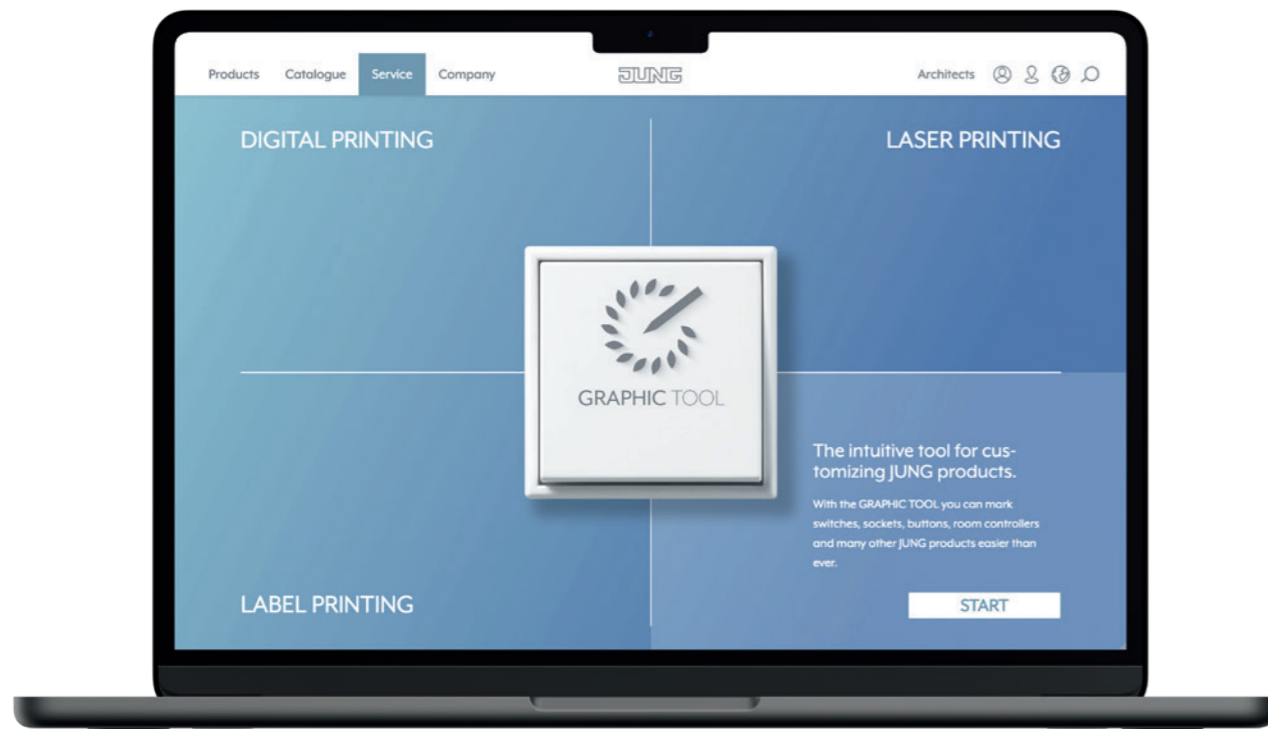


2-gang

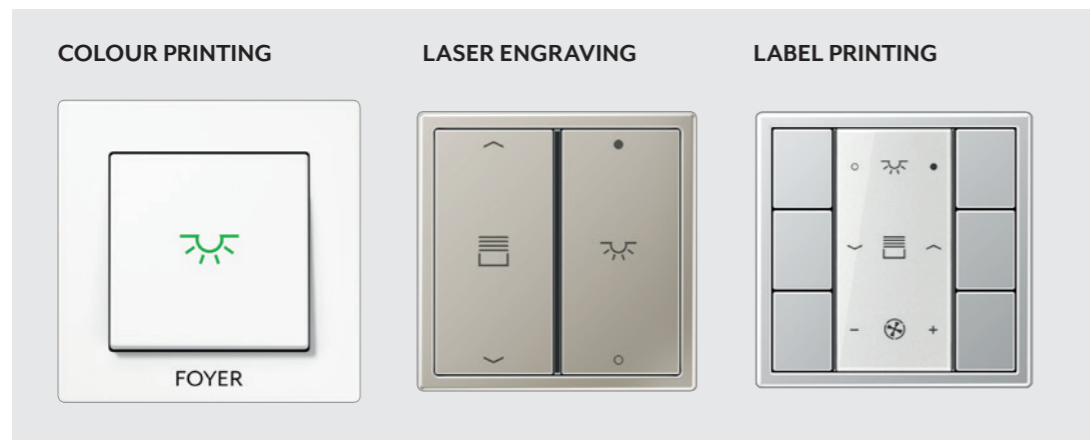


3-gang

The GRAPHIC TOOL 2.0

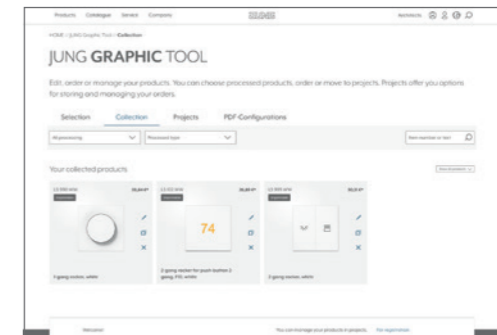


With the GRAPHIC TOOL, you can design switches, sockets, KNX push-buttons, room controllers and many other devices completely individually. You can customise all of these operating elements online with symbols, text or logos.



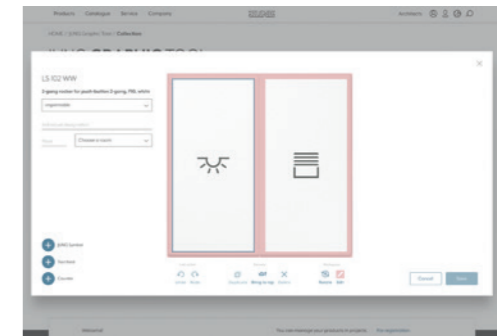
PERSONAL COLLECTIONS

The collection is used to pre-filter or for frequently required standard inscriptions. Here the articles needed for a project can be collected and inscribed in advance before they are saved in a project.



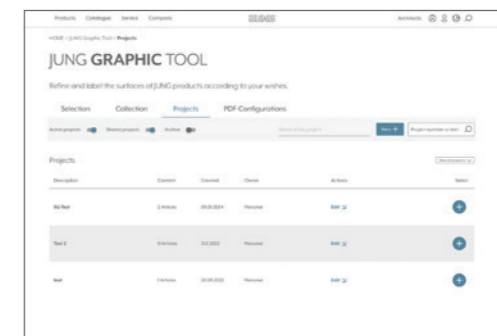
NEW EDITOR

In the new editor, it is possible to both print on a surface and also to use laser engraving. In addition, you can select whether a label has a background colour. Furthermore, the pad printing process enables, among other things, the use of the 63 Les Couleurs® Le Corbusier colours.



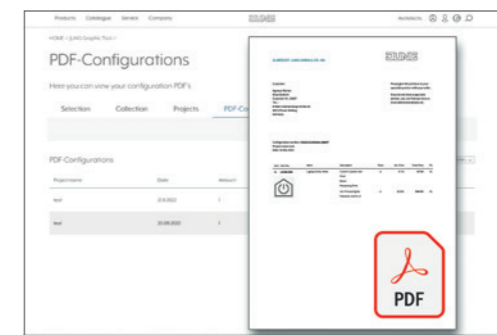
PROJECT OVERVIEW

In this overview, all projects are listed in chronological sequence. In the sub-menu of the respective project, the title, description and the list of the selected items can be viewed.



CREATE INDIVIDUAL ORDER PDF

JUNG items processed with the GRAPHIC TOOL can be allocated to a project from the collection. An order PDF can then be created with just a few clicks.

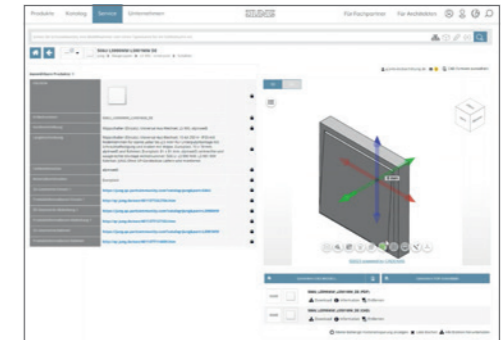
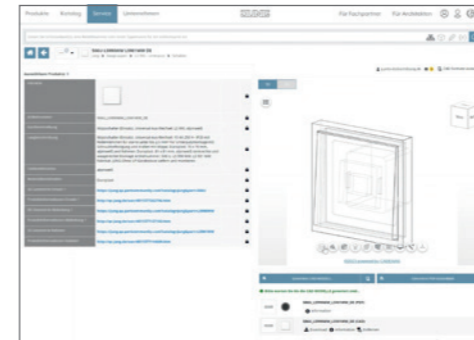


Building Information Modeling



JUNG provides BIM objects for free download for digital building planning. The digital twins of the JUNG solutions contain all the data relevant for electrical planning – allowing you to use your resources more effectively and improve the communication with architects, civil engineers and HVAC planners.

Solutions from JUNG



Alongside the proven Configurators for Autodesk Revit and Graphisoft Archicad, we have extended our BIM data portfolio with planning data for a wide range of software with the data on the JUNG.Partcommunity portal. The JUNG products are available to you here in over 120 current CAD formats.

Depending on the preferred project structure, you have the possibility of adding the JUNG items individually, as assembly or in the form of individual devices. The BIM objects contain all important product information, are optimised for performance and reduced geometrically to the essentials.



ONLINE BIM CATALOGUE FOR ALL

JUNG BIM catalogue with free format selection in the JUNG.Partcommunity



AUTODESK REVIT* FOR PLANNERS AND ARCHITECTS

JUNG Product Configurator as an add-in for your usual planning environment



GRAPHISOFT ARCHICAD** FOR ARCHITECTS

JUNG product library in your usual planning environment

*Autodesk and the Autodesk logo are registered trademarks or marks of Autodesk, Inc. and/or its subsidiaries and/or connected companies in the USA and/or other countries. All other brand names, product names or trademarks are the property of their respective owners. Autodesk retains the right to change product and service offers as well as specifications and prices at any time and without notice and accepts no responsibility for typographic or graphical errors that might appear in this document.
© Autodesk, Inc. All rights reserved.


**GRAPHISOFT, Archicad, BIMx, EcoDesigner BIMCloud are registered trademarks of GRAPHISOFT SE. Other names may be trademarks of their respective owners.





A VIVA glass frame
in champagne

Catalogue Contents



79
A CREATION glass frames



83
KNX LS TOUCH



94
JUNG HOME gateway



100
USB charger

A VIVA	78
A CREATION	79
A CUBE	79
LS 1912 multi push-button	80
LS 1912 in Les Couleurs® Le Corbusier	80
LS 1912 as KNX push-button	81
International sockets – Cover hood	81
Motion detector mini	82
KNX LS TOUCH – Korea / China	84
F 50 – KNX universal push-button module	85
KNX F 50 room controller display module	87
F 40 – KNX universal push-button module	88
KNX Smart Visu Server	89
KNX DALI-2 gateway	90
KNX LED Controller	91
KNX Heating actuator	92
KNX push-button interface	93
KNX area / line coupler	93
JUNG HOME Gateway	94
JUNG HOME push-button, battery-powered	94
JUNG HOME blinds actuator mini	99
Motion detector 240°	99
USB charger	100

Glass frame, satined

for horizontal and vertical installation
for A range

Available April 2024



		Ref.-no.
white		
1-gang	90 x 90 mm	AV 581 GLM WW
2-gang	90 x 161 mm	AV 582 GLM WW
3-gang	90 x 232 mm	AV 583 GLM WW
4-gang	90 x 303 mm	AV 584 GLM WW
5-gang	90 x 374 mm	AV 585 GLM WW



		Ref.-no.
black		
1-gang	90 x 90 mm	AV 581 GLM SW
2-gang	90 x 161 mm	AV 582 GLM SW
3-gang	90 x 232 mm	AV 583 GLM SW
4-gang	90 x 303 mm	AV 584 GLM SW
5-gang	90 x 374 mm	AV 585 GLM SW



		Ref.-no.
champagne		
1-gang	90 x 90 mm	AV 581 GLM CH
2-gang	90 x 161 mm	AV 582 GLM CH
3-gang	90 x 232 mm	AV 583 GLM CH
4-gang	90 x 303 mm	AV 584 GLM CH
5-gang	90 x 374 mm	AV 585 GLM CH



		Ref.-no.
mocha		
1-gang	90 x 90 mm	AV 581 GLM MO
2-gang	90 x 161 mm	AV 582 GLM MO
3-gang	90 x 232 mm	AV 583 GLM MO
4-gang	90 x 303 mm	AV 584 GLM MO
5-gang	90 x 374 mm	AV 585 GLM MO

Glass frame, satined

for horizontal and vertical installation
for A range

Available April 2024



		Ref.-no.
crystal grey		
1-gang	90 x 90 mm	AV 581 GLM KG
2-gang	90 x 161 mm	AV 582 GLM KG
3-gang	90 x 232 mm	AV 583 GLM KG
4-gang	90 x 303 mm	AV 584 GLM KG
5-gang	90 x 374 mm	AV 585 GLM KG



		Ref.-no.
emerald green		
1-gang	90 x 90 mm	AV 581 GLM SG
2-gang	90 x 161 mm	AV 582 GLM SG
3-gang	90 x 232 mm	AV 583 GLM SG
4-gang	90 x 303 mm	AV 584 GLM SG
5-gang	90 x 374 mm	AV 585 GLM SG



		Ref.-no.
night blue		
1-gang	90 x 90 mm	AV 581 GLM NB
2-gang	90 x 161 mm	AV 582 GLM NB
3-gang	90 x 232 mm	AV 583 GLM NB
4-gang	90 x 303 mm	AV 584 GLM NB
5-gang	90 x 374 mm	AV 585 GLM NB

Glass frame

for horizontal and vertical installation
for A range

Available April 2024

Labelling is possible with labelling kit ref.-no. AC 80 NAS



		Ref.-no.
crystal grey		
1-gang	84 x 84 mm	AC 581 GL KG
2-gang	84 x 155 mm	AC 582 GL KG
3-gang	84 x 226 mm	AC 583 GL KG
4-gang	84 x 297 mm	AC 584 GL KG
5-gang	84 x 368 mm	AC 585 GL KG



		Ref.-no.
emerald green		
1-gang	84 x 84 mm	AC 581 GL SG
2-gang	84 x 155 mm	AC 582 GL SG
3-gang	84 x 226 mm	AC 583 GL SG
4-gang	84 x 297 mm	AC 584 GL SG
5-gang	84 x 368 mm	AC 585 GL SG



		Ref.-no.
night blue		
1-gang	84 x 84 mm	AC 581 GL NB
2-gang	84 x 155 mm	AC 582 GL NB
3-gang	84 x 226 mm	AC 583 GL NB
4-gang	84 x 297 mm	AC 584 GL NB
5-gang	84 x 368 mm	AC 585 GL NB

Surface cap, 1-gang



with integrated frame and non-flammable ground plate for inserts with covers of the A range (except key switches ref.-no. ...15, 3-level-switch and socket for Switzerland type 13)
85 x 85 x 47 mm
Installation depth max. 34 mm

Available April 2024

	Ref.-no.
Thermoplastic (breakproof) high-gloss	
white	■ ■ A 5581 BF A WW
black	■ ■ A 5581 BF A SW
Thermoplastic (breakproof) lacquered	
aluminium	■ ■ A 5581 BF A AL
matt lacquered	
matt snow white	■ A 5581 BF A WWM
matt graphite black	■ A 5581 BF A SWM
matt anthracite	■ A 5581 BF A ANM

Surface cap, 2-gang



with integrated frame and non-flammable ground plate for inserts with covers of the A range (except key switches ref.-no. ...15, 3-level-switch and socket for Switzerland type 13)
156 x 85 x 47 mm
Installation depth max. 34 mm

Available June 2024

	Ref.-no.
Thermoplastic (breakproof) high-gloss	
white	■ ■ A 5582 BF A WW
black	■ ■ A 5582 BF A SW
Thermoplastic (breakproof) lacquered	
aluminium	■ ■ A 5582 BF A AL
matt lacquered	
matt snow white	■ A 5582 BF A WWM
matt graphite black	■ A 5582 BF A SWM
matt anthracite	■ A 5582 BF A ANM

Surface cap, 3-gang




with integrated frame and non-flammable ground plate for inserts with covers of the A range (except key switches ref.-no. ...15, 3-level-switch and socket for Switzerland type 13)
227 x 85 x 47 mm
Installation depth max. 34 mm

Available August 2024

	Ref.-no.
Thermoplastic (breakproof) high-gloss	
white	■ ■ A 5583 BF A WW
black	■ ■ A 5583 BF A SW
Thermoplastic (breakproof) lacquered	
aluminium	■ ■ A 5583 BF A AL
matt lacquered	
matt snow white	■ A 5583 BF A WWM
matt graphite black	■ A 5583 BF A SWM
matt anthracite	■ A 5583 BF A ANM

1-gang toggle multi push-button 10 A / 250 V ~ (insert)



with screw terminals for rigid and flexible wires up to 2.5 mm²
screw fixing only, without claws
installation into flush box min. 63 mm (depth)

for centre plates with toggle lever ref.-no.: ..12-0..., ..12-200..., ..12-20..
When the upper or lower half of the rocker is actuated, two contacts are closed simultaneously.
Especially designed as controller for wirings with relays, e.g. in combination with relay station ref.-no. RS 8 REGHE.
No electrical/mechanical interlocking.

Ref.-no.
K 531-41 EU

1-pole, 2-way push-button with 2 x 2 NO contacts, rocker in neutral position

2-gang toggle multi push-button 10 A / 250 V ~ (insert)



with screw terminals for rigid and flexible wires up to 2.5 mm²
screw fixing only, without claws
installation into flush box min. 63 mm (depth)

for centre plates with toggle lever ref.-no.: ..12-5..., ..12-250..., ..12-25..
Especially designed as controller for wirings with relays, e.g. in combination with relay station ref.-no. RS 8 REGHE.
No electrical/mechanical interlocking.

Ref.-no.
K 532-4 EU

2 x 1-pole, 2-way push-button with 4 floating 1-way NO contacts, rocker in neutral position

Centre plate with toggle lever "cylinder"




for 1-gang toggle switch ref.-no.: K 501 EU, K 506 EU, K 507 EU
for 1-gang toggle push-button ref.-no.: K 531 EU, K 533 EU
for toggle multi push-button ref.-no.: K 531-41 EU
1 toggle lever

Ref.-no.

1-gang matt lacquered
Les Couleurs® Le Corbusier ■ **LC 12-0 R 0 ...**

Centre plate with toggle lever "cylinder"



for 1-gang toggle switch ref.-no.: K 501 EU, K 506 EU, K 507 EU
for 1-gang toggle push-button ref.-no.: K 531 EU, K 533 EU
for toggle multi push-button ref.-no.: K 531-41 EU
2 x 1 toggle lever

Ref.-no.

2-gang horizontal matt lacquered
Les Couleurs® Le Corbusier ■ **LC 12-200 R 0 ...**

Centre plate with toggle lever "cylinder"



for 1-gang toggle switch ref.-no.: K 501 EU, K 506 EU, K 507 EU
for 1-gang toggle push-button ref.-no.: K 531 EU, K 533 EU
for toggle multi push-button ref.-no.: K 531-41 EU
2 x 1 toggle lever

Ref.-no.

2-gang vertical matt lacquered
Les Couleurs® Le Corbusier ■ **LC 12-20 R 0 ...**

Centre plate with toggle lever "cylinder"



for 2-gang toggle switch ref.-no.: K 505 EU, K 509 EU
for 2-gang toggle push-button ref.-no.: K 535 EU
for toggle multi push-button ref.-no.: K 532-4 EU
2 toggle levers

Ref.-no.

1-gang matt lacquered
Les Couleurs® Le Corbusier ■ **LC 12-5 R 0 ...**

Centre plate with toggle lever "cylinder"



for 2-gang toggle switch ref.-no.: K 505 EU, K 509 EU
for 2-gang toggle push-button ref.-no.: K 535 EU
for toggle multi push-button ref.-no.: K 532-4 EU
2 x 2 toggle levers

Ref.-no.

2-gang horizontal matt lacquered
Les Couleurs® Le Corbusier ■ **LC 12-250 R 0 ...**

Centre plate with toggle lever "cylinder"



for 2-gang toggle switch ref.-no.: K 505 EU, K 509 EU
for 2-gang toggle push-button ref.-no.: K 535 EU
for toggle multi push-button ref.-no.: K 532-4 EU
2 x 2 toggle levers

Ref.-no.

2-gang vertical matt lacquered
Les Couleurs® Le Corbusier ■ **LC 12-25 R 0 ...**

Centre plate with toggle lever "cylinder"




with arrow symbols
for 2-gang toggle blind switch ref.-no.: K 509 VEU
for 2-gang toggle blind push-button ref.-no.: K 539 VEU
2 toggle levers

Ref.-no.

1-gang matt lacquered
Les Couleurs® Le Corbusier ■ **LC 12-5 P R 0 ...**

Centre plates in Les Couleurs® Le Corbusier:
Available April 2024

1-gang toggle push-button 10 A / 250 V ~ (insert)



with screwless terminals for rigid wires up to 2.5 mm²
screw fixing only, without claws
installation into flush box min. 63 mm (depth)

for centre plates with toggle lever ref.-no.: ..12-0 KO..
Illumination possible with LED lamp ref.-no. 90-LED.. (230 V) or 961248 LED.. (low voltage) or 9605 LED .. (5 V DC).

Ref.-no.
K 534 EU

1-pole, 1-way NO contact with separate contacts for indicator light

LED lamp



for push-button ref.-no.: 534 U, K 534 EU
In combination with 534 U and K 534 EU, ensure uniform voltage potentials and circuits.

average life approx. 100 000 h

Ref.-no.
9605 LED BL
9605 LED GN
9605 LED RT
9605 LED W

blue 5 V DC, 2.2 mA
green 5 V DC, 2.2 mA
red 5 V DC, 2.2 mA
white 5 V DC, 2.2 mA

KNX push-button interface, 2-gang



- Inputs for polling conventional, floating contacts in KNX systems, and transmitting telegrams to the KNX bus for reporting statuses, meter readings, operating electrical loads, etc.
- Outputs for controlling LEDs

Ref.-no.
40002 1S E

KNX push-button interface, 4-gang



- Inputs for polling conventional, floating contacts in KNX systems, and transmitting telegrams to the KNX bus for reporting statuses, meter readings, operating electrical loads, etc.
- Outputs for controlling LEDs

Ref.-no.
40004 1S E

KNX push-button interface, 8-gang



- Inputs for polling conventional, floating contacts in KNX systems, and transmitting telegrams to the KNX bus for reporting statuses, meter readings, operating electrical loads, etc.
- Outputs for controlling LEDs

Ref.-no.
40008 1S E

Socket insert, Thailand TIS system



16 A, 250 V ~, 2-pole + earth
with screw terminals for rigid and flexible wires up to 4 mm²
according to TIS 166-2549, plug type A, B and O

Ref.-no.
521 BC EINS

Centre plate




for socket insert, Thailand TIS system, ref.-no. 521 BC EINS

Ref.-no.

Thermoplastic (breakproof) high-gloss
white ■ **A 521 BC BF WW PL**
black ■ **A 521 BC BF SW PL**
matt lacquered
matt snow white ■ **A 521 BC BF WWM PL**
matt graphite black ■ **A 521 BC BF SWM PL**

Centre plate



for socket insert, Thailand TIS system, ref.-no. 521 BC EINS

Ref.-no.

Thermoplastic (breakproof) high-gloss
white ■ **LS 521 BC BF WW PL**
black ■ **LS 521 BC BF SW PL**
matt lacquered
matt snow white ■ **LS 521 BC BF WWM PL**
matt graphite black ■ **LS 521 BC BF SWM PL**
Metal versions
aluminium ■ **AL 2521 BC PL**
stainless steel ■ **ES 2521 BC PL**
anthracite (aluminium lacquered) ■ **AL 2521 BC AN PL**
dark (aluminium lacquered) ■ **AL 2521 BC D PL**
classic brass ■ **ME 2521 BC C PL**
antique brass ■ **ME 2521 BC AT PL**

Cover hood



for flush-mounted devices with LS 990 frames

Available May 2024

Ref.-no.

1-gang ■ **PC LS 1 28 1**
2-gang ■ **PC LS 1 28 2**
3-gang ■ **PC LS 1 28 3**

Motion detector mini basic



Intended use

- Brightness-independent detection of motions in interiors
- Connection to KNX e.g. multi station or push-button interface for automatic switching of loads
- Power supply via unchoked output of a (KNX) power supply with SELV
- Clamp mounting in suspended ceilings
- Ceiling installation on fixed ceilings in flush box with dimensions according to DIN 49073 with flush mounting set (ref.-no.: PMM-UP-SET-WW)
- Surface-mounted ceiling installation with surface mounting set (ref.-no.: PMM-AP-SET-WW)

Product characteristics

- Brightness-independent detection of motions in the detection field
- Switch on: After detection of a motion
- Switch off: No motion in the detection field and run-on time elapsed
- Floating electronic switching contact

	Ref.-no.
Run-on time: approx. 10 s	
white	■ BM 360 MB WW
Run-on time: approx. 270 s	
white	■ BM 360 MB WW-270

Technical data

Rated voltage:	DC 24 ... 32 V SELV
Stand-by power:	< 0.1 W
Current consumption:	max. 4 mA
Ambient temperature:	-5 ... +45 °C
Stora/transport temperature:	-25 ... +70 °C
Relative humidity:	10 ... 100 % (no condensation)
Protection class:	III
Degree of protection:	
Motion detection	
Detection angle:	360°
Range:	Ø approx. 6 m (mounting height 3 m)
Switching output	
Electric strength:	40 V
Current carrying capacity of device:	max. 50 mA
Connected load:	max. 0.15 W
Dimensions	
Ceiling cut-out (Ø x D):	44 x 35 mm
Dimensions (Ø x H):	53.5 x 38 mm (with design ring)
Cable length:	max. 30 m
Max. thickness of the suspended ceiling:	approx. 25 mm
Installation depth:	min. 35 mm
Distance between concrete ceiling and suspended ceiling:	min. 20 mm
Design ring Ø inside:	35.6 mm
Design ring Ø outside:	53.5 mm
Height above surface, design ring:	1.8 mm
Height above surface, lens:	5.5 mm

Design ring
Flush mounting / surface mounting set

Design ring



for KNX presence detector mini ref.-no.: 3361 M WW, 3361-1 M WW
for KNX brightness controller mini ref.-no.: 2096 LUX
for motion detector mini basic ref.-no.: BM 360 MB WW

Available April 2024

	Ref.-no.
white	PMM DR38 WW
light grey	PMM DR38 LG
black	PMM DR38 SW
matt lacquered	
matt snow white	PMM DR38 WWM
matt graphite black	PMM DR38 SWM
metal colours (thermoplastic lacquered)	
aluminium	PMM DR38 AL
stainless steel	PMM DR38 ES

Flush mounting set



for ceiling installation of KNX presence detector mini (ref.-no.: 3361 M WW, 3361-1 M WW)
for ceiling installation of KNX brightness controller mini (ref.-no.: 2096 LUX)
for ceiling installation of Motion detector mini basic (ref.-no.: BM 360 MB WW)
Installation in flush box with dimensions according to DIN 49073

Design ring Ø inside: 35.6 mm, Ø outside: 80 mm
Height above surface, design ring: 3 mm
Height above surface, lens: 6.6 mm

White is already available. Other colours:
Available April 2024

	Ref.-no.
white	PMM-UP-SET-WW
light grey	PMM-UP-SET-LG
black	PMM-UP-SET-SW
matt lacquered	
matt snow white	PMM-UP-SET-WWM
matt graphite black	PMM-UP-SET-SWM
metal colours (thermoplastic lacquered)	
aluminium	PMM-UP-SET-AL
stainless steel	PMM-UP-SET-ES

Surface mounting set



for ceiling installation of KNX presence detector mini (ref.-no.: 3361 M WW, 3361-1 M WW)
for ceiling installation of KNX brightness controller mini (ref.-no.: 2096 LUX)
for ceiling installation of Motion detector mini basic (ref.-no.: BM 360 MB WW)
Dimensions (Ø x H): 80 / 83 x 49 mm (incl. design ring)
Design ring Ø inside: 35.6 mm, Ø outside: 80 mm

White is already available. Other colours:
Available April 2024

	Ref.-no.
white	PMM-AP-SET-WW
light grey	PMM-AP-SET-LG
black	PMM-AP-SET-SW
matt lacquered	
matt snow white	PMM-AP-SET-WWM
matt graphite black	PMM-AP-SET-SWM
metal colours (thermoplastic lacquered)	
aluminium	PMM-AP-SET-AL
stainless steel	PMM-AP-SET-ES

KNX room controller LS TOUCH



with integrated 1-gang frame LS 990
Only install as a single device, not suitable for combinations!

Intended use

- Operating loads and displaying the status of systems and information e.g. light switching, dimming, controlling blinds/shutters, temperature and consumption values etc.
- Measurement and feedback control of the room temperature
- Installation in flush box with dimensions according to DIN 49073

Product characteristics

- High resolution IPS colour display
- Capacitive touchscreen
- Function of favourites page adjustable (without ETS)
- Max. 32 operating functions switching, dimming, controlling blinds, value transmitters, calling up light scenes, etc.
- Integrated room temperature sensor
- Room temperature control with setpoint specification
- Control of split units (only with update, available July 2024)
- Alarm function (optical and/or acoustic)
- Max. 8 timer functions can be activated and set (depending on time, astronomical clock or random)
- Integrated proximity and brightness sensor
- Integrated bus coupling unit
- Connection of installation buttons or reed contacts possible
- Commissioning and support of KNX Data Secure with ETS from version 5.7.4
- Display of room temperature and setpoint temperature
- External sensor (ref.-no.: FF NTC) can be connected
- Display of outdoor temperature – with external sensor, e.g. weather station
- In combination with JUNG Smart Visu Server: music play control and volume control

	Ref.-no.
Thermoplastic (breakproof) high-gloss	
ivory	LS 459 D1 S
white	LS 459 D1 S WW
light grey	LS 459 D1 S LG
black	LS 459 D1 S SW
matt lacquered	
matt snow white	LS 459 D1 S WWM
matt graphite black	LS 459 D1 S SWM
Les Couleurs® Le Corbusier	LC 459 D1 S ...
Metal versions	
aluminium	AL 459 D1 S
stainless steel	ES 459 D1 S
anthracite (aluminium lacquered)	AL 459 D1 S AN
dark (aluminium lacquered)	AL 459 D1 S D
classic brass	ME 459 D1 S C
antique brass	ME 459 D1 S AT

Technical data

Screen diagonal:	86 mm / 3.4"
Resolution:	320 x 310
Recommended mounting height:	1.5 m
KNX	
KNX medium:	TP 256
Security:	X-mode
Commissioning mode:	S-mode
Rated voltage:	DC 21 ... 32 V SELV
Current consumption KNX:	60 mA
Connection, KNX:	connection terminal
Connection cable:	EIB-Y (St)Y 2x2x0.8
Protection class:	III
Connecting external switching contacts	
Number:	max. 20
Connection cable:	EIB-Y (St)Y 2x2x0.8
Cable length:	max. 25 m
Ambient conditions	
Ambient temperature:	-5 ... +45 °C
Stora/transport temperature:	-25 ... +70 °C
Relative humidity:	30 % ... 70 %

KNX room controller LS TOUCH



with integrated 1-gang frame LS ZERO including suction lifter (ref.-no.: W-HEBER) for dismounting device from supporting frame
Only install as a single device, not suitable for combinations!

Intended use

- Operating loads and displaying the status of systems and information e.g. light switching, dimming, controlling blinds/shutters, temperature and consumption values etc.
- Measurement and feedback control of the room temperature
- Installation in flush box with dimensions according to DIN 49073

Product characteristics

- High resolution IPS colour display
- Capacitive touchscreen
- Function of favourites page adjustable (without ETS)
- Max. 32 operating functions switching, dimming, controlling blinds, value transmitters, calling up light scenes, etc.
- Integrated room temperature sensor
- Room temperature control with setpoint specification
- Control of split units (only with update, available July 2024)
- Alarm function (optical and/or acoustic)
- Max. 8 timer functions can be activated and set (depending on time, astronomical clock or random)
- Integrated proximity and brightness sensor
- Integrated bus coupling unit
- Connection of installation buttons or reed contacts possible
- Commissioning and support of KNX Data Secure with ETS from version 5.7.4
- Display of room temperature and setpoint temperature
- External sensor (ref.-no.: FF NTC) can be connected
- Display of outdoor temperature – with external sensor, e.g. weather station
- In combination with JUNG Smart Visu Server: music play control and volume control

	Ref.-no.
Thermoplastic (breakproof) high-gloss	
white	LSZ 459 BF D1 S WW
matt lacquered	
matt snow white	LSZ 459 BF D1 S WWM
matt graphite black	LSZ 459 BF D1 S SWM
Les Couleurs® Le Corbusier	LCZ 459 BFD1 S ...
metal colours (thermoplastic lacquered)	
aluminium	LSZ AL 459 BF D1 S
stainless steel	LSZ ES 459 BF D1 S
dark	LSZ AL 459 BF D1 S D
classic brass	LSZ ME 459 BF D1 S C

Technical data

Screen diagonal:	86 mm / 3.4"
Resolution:	320 x 310
Recommended mounting height:	1.5 m
KNX	
KNX medium:	TP 256
Security:	X-mode
Commissioning mode:	S-mode
Rated voltage:	DC 21 ... 32 V SELV
Current consumption KNX:	60 mA
Connection, KNX:	connection terminal
Connection cable:	EIB-Y (St)Y 2x2x0.8
Protection class:	III
Connecting external switching contacts	
Number:	max. 20
Connection cable:	EIB-Y (St)Y 2x2x0.8
Cable length:	max. 25 m
Ambient conditions	
Ambient temperature:	-5 ... +45 °C
Stora/transport temperature:	-25 ... +70 °C
Relative humidity:	30 % ... 70 %

KNX room controller LS TOUCH



with Korean character set
with integrated 1-gang frame LS 990
Only install as a single device, not suitable for combinations!

Intended use

- Operating loads and displaying the status of systems and information e.g. light switching, dimming, controlling blinds/shutters, temperature and consumption values etc.
- Measurement and feedback control of the room temperature
- Installation in flush box with dimensions according to DIN 49073

Product characteristics

- High resolution IPS colour display
- Capacitive touchscreen
- Function of favourites page adjustable (without ETS)
- Max. 32 operating functions switching, dimming, controlling blinds, value transmitters, calling up light scenes, etc.
- Integrated room temperature sensor
- Room temperature control with setpoint specification
- Control of split units (only with update, available July 2024)
- Alarm function (optical and/or acoustic)
- Max. 8 timer functions can be activated and set (depending on time, astronomical clock or random)
- Integrated proximity and brightness sensor
- Integrated bus coupling unit
- Connection of installation buttons or reed contacts possible
- Commissioning and support of KNX Data Secure with ETS from version 5.7.4
- Display of room temperature and setpoint temperature
- External sensor (ref.-no.: FF NTC) can be connected
- Display of outdoor temperature – with external sensor, e.g. weather station
- In combination with JUNG Smart Visu Server: music play control and volume control

Ref.-no.

Thermoplastic (breakproof) high-gloss

ivory	LS 459 D1 S 82
white	LS 459 D1 S 82 WW
light grey	LS 459 D1 S 82 LG
black	LS 459 D1 S 82 SW

matt lacquered

matt snow white	LS 459 D1 S 82 WWM
matt graphite black	LS 459 D1 S 82 SWM

Metal versions

aluminium	AL 459 D1 S 82
stainless steel	ES 459 D1 S 82
anthracite (aluminium lacquered)	AL 459 D1 S 82 AN
dark (aluminium lacquered)	AL 459 D1 S 82 D
classic brass	ME 459 D1 S 82 C
antique brass	ME 459 D1 S 82 AT

Technical data

Screen diagonal:	86 mm / 3.4"
Resolution:	320 x 310
Recommended mounting height:	1.5 m
KNX	
KNX medium:	TP 256
Security:	X-mode
Commissioning mode:	S-mode
Rated voltage:	DC 21 ... 32 V SELV
Current consumption KNX:	60 mA
Connection, KNX:	connection terminal
Connection cable:	EIB-Y (St)Y 2x2x0.8
Protection class:	III
Connecting external switching contacts	
Number:	max. 20
Connection cable:	EIB-Y (St)Y 2x2x0.8
Cable length:	max. 25 m
Ambient conditions	
Ambient temperature:	-5 ... +45 °C
Stora/transport temperature:	-25 ... +70 °C
Relative humidity:	30 % ... 70 %

KNX room controller LS TOUCH



with Chinese character set
with integrated 1-gang frame LS 990
Only install as a single device, not suitable for combinations!

Intended use

- Operating loads and displaying the status of systems and information e.g. light switching, dimming, controlling blinds/shutters, temperature and consumption values etc.
- Measurement and feedback control of the room temperature
- Installation in flush box with dimensions according to DIN 49073

Product characteristics

- High resolution IPS colour display
- Capacitive touchscreen
- Function of favourites page adjustable (without ETS)
- Max. 32 operating functions switching, dimming, controlling blinds, value transmitters, calling up light scenes, etc.
- Integrated room temperature sensor
- Room temperature control with setpoint specification
- Control of split units (only with update, available July 2024)
- Alarm function (optical and/or acoustic)
- Max. 8 timer functions can be activated and set (depending on time, astronomical clock or random)
- Integrated proximity and brightness sensor
- Integrated bus coupling unit
- Connection of installation buttons or reed contacts possible
- Commissioning and support of KNX Data Secure with ETS from version 5.7.4
- Display of room temperature and setpoint temperature
- External sensor (ref.-no.: FF NTC) can be connected
- Display of outdoor temperature – with external sensor, e.g. weather station
- In combination with JUNG Smart Visu Server: music play control and volume control

Ref.-no.

Thermoplastic (breakproof) high-gloss

ivory	LS 459 D1 S 86
white	LS 459 D1 S 86 WW
light grey	LS 459 D1 S 86 LG
black	LS 459 D1 S 86 SW

matt lacquered

matt graphite black	LS 459 D1 S 86 SWM
matt snow white	LS 459 D1 S 86 WWM

Metal versions

aluminium	AL 459 D1 S 86
stainless steel	ES 459 D1 S 86
anthracite (aluminium lacquered)	AL 459 D1 S 86 AN
dark (aluminium lacquered)	AL 459 D1 S 86 D
classic brass	ME 459 D1 S 86 C
antique brass	ME 459 D1 S 86 AT

Technical data

Screen diagonal:	86 mm / 3.4"
Resolution:	320 x 310
Recommended mounting height:	1.5 m
KNX	
KNX medium:	TP 256
Security:	X-mode
Commissioning mode:	S-mode
Rated voltage:	DC 21 ... 32 V SELV
Current consumption KNX:	60 mA
Connection, KNX:	connection terminal
Connection cable:	EIB-Y (St)Y 2x2x0.8
Protection class:	III
Connecting external switching contacts	
Number:	max. 20
Connection cable:	EIB-Y (St)Y 2x2x0.8
Cable length:	max. 25 m
Ambient conditions	
Ambient temperature:	-5 ... +45 °C
Stora/transport temperature:	-25 ... +70 °C
Relative humidity:	30 % ... 70 %

KNX universal push-button module

Intended use

- Operation of loads, e.g. light on/off, dimming, blinds up/down, brightness values, temperatures, calling up and saving light scenes, etc.
- Installation in flush box with dimensions according to DIN 49073

Product characteristics

- KNX medium: TP 256
- Push-button functions switching, dimming, controlling blinds, value transmitter, calling up light scenes etc.
- One or two functions per button
- To be completed with cover kit
- Inscription field can be illuminated
- One status LED per button, red, green or blue, adjustable
- One operation LED as orientation light and to indicate the programming status – red, green or blue adjustable
- Brightness of status LED, operation LED and inscription field adjustable, can be changed during operation, e.g. during night times
- Measurement of room temperature
- Extension unit for room temperature controller
- Disabling function: Disabling or change function mode of single or all button functions
- Alarm function, optional acknowledge by pressing any button
- Energy saving mode
- Integrated bus coupling unit
- Connection for a push-button extension module, 1-4 gang
- Including transparent cover kit for operation on construction site without design covers
- KNX Data Secure compatible with ETS 5.7.7 or ETS 6.1.0 or higher

KNX universal push-button module 1-gang



including transparent cover ref.-no.: A 50 NA
for cover kit 1-gang, ref.-no.: A 501 TSA ..
can be extended by means of a push-button extension module, ref.-no.: A 509.. TSEM
ETS product family: Push-button
Product type: 1-gang push-button

Ref.-no.

A 52911 ST

KNX universal push-button module 2-gang



including transparent cover ref.-no.: A 50 NA
for cover kit 2-gang, ref.-no.: A 502 TSA ..
can be extended by means of a push-button extension module, ref.-no.: A 509.. TSEM
ETS product family: Push-button
Product type: 2-gang push-button

Ref.-no.

A 52921 ST

KNX universal push-button module 3-gang



including transparent cover ref.-no.: A 50 NA
for cover kit 3-gang, ref.-no.: A 503 TSA ..
can be extended by means of a push-button extension module, ref.-no.: A 509.. TSEM
ETS product family: Push-button
Product type: 3-gang push-button

Ref.-no.

A 52931 ST


KNX universal push-button module 4-gang



including transparent cover ref.-no.: A 50 NA
for cover kit 4-gang, ref.-no.: A 504 TSA ..
can be extended by means of a push-button extension module, ref.-no.: A 509.. TSEM
ETS product family: Push-button
Product type: 4-gang push-button

Ref.-no.


A 52941 ST

KNX universal push-button module 1-gang 



including transparent cover ref.-no.: CD 50 NA for cover kit 1-gang, ref.-no.: CD 501 TSA .. can be extended by means of a push-button extension module, ref.-no.: CD 509.. TSEM
ETS product family: Push-button
Product type: 1-gang push-button


Ref.-no.
CD 52911 ST

KNX universal push-button module 2-gang 



including transparent cover ref.-no.: CD 50 NA for cover kit 2-gang, ref.-no.: CD 502 TSA .. can be extended by means of a push-button extension module, ref.-no.: CD 509.. TSEM
ETS product family: Push-button
Product type: 2-gang push-button


Ref.-no.
CD 52921 ST

KNX universal push-button module 3-gang 



including transparent cover ref.-no.: CD 50 NA for cover kit 3-gang, ref.-no.: CD 503 TSA .. can be extended by means of a push-button extension module, ref.-no.: CD 509.. TSEM
ETS product family: Push-button
Product type: 3-gang push-button


Ref.-no.
CD 52931 ST

KNX universal push-button module 4-gang 



including transparent cover ref.-no.: CD 50 NA for cover kit 4-gang, ref.-no.: CD 504 TSA .. can be extended by means of a push-button extension module, ref.-no.: CD 509.. TSEM
ETS product family: Push-button
Product type: 4-gang push-button


Ref.-no.
CD 52941 ST

KNX universal push-button module 1-gang 



including transparent cover ref.-no.: LS 50 NA for cover kit 1-gang, ref.-no.: ..501 TSA .. in the LS range can be extended by means of a push-button extension module, ref.-no.: LS 509.. TSEM
ETS product family: Push-button
Product type: 1-gang push-button


Ref.-no.
LS 52911 ST

KNX universal push-button module 2-gang 



including transparent cover ref.-no.: LS 50 NA for cover kit 2-gang, ref.-no.: ..502 TSA .. in the LS range can be extended by means of a push-button extension module, ref.-no.: LS 509.. TSEM
ETS product family: Push-button
Product type: 2-gang push-button


Ref.-no.
LS 52921 ST

KNX universal push-button module 3-gang 



including transparent cover ref.-no.: LS 50 NA for cover kit 3-gang, ref.-no.: ..503 TSA .. in the LS range can be extended by means of a push-button extension module, ref.-no.: LS 509.. TSEM
ETS product family: Push-button
Product type: 3-gang push-button

Ref.-no.
LS 52931 ST

KNX universal push-button module 4-gang 



including transparent cover ref.-no.: LS 50 NA for cover kit 4-gang, ref.-no.: ..504 TSA .. in the LS range can be extended by means of a push-button extension module, ref.-no.: LS 509.. TSEM
ETS product family: Push-button
Product type: 4-gang push-button

Ref.-no.
LS 52941 ST

Neutral cover in genuine metal



to clip on F 50 push-button modules of the LS range ref.-no.: LS 507.. TSM, LS 509.. TSM, LS 529..1 ST, LS 509.. TSEM, LS 5178 TSM, LS 5178 TSEM, LS 507.. RF TSM, LS 52.. TSM, FM LS 50.. M
dimensions: 33 x 70.5 mm

Available June 2024

Ref.-no.

- Metal versions**
- aluminium **AL 50 NA**
 - stainless steel **ES 50 NA**
 - anthracite (aluminium lacquered) **AL 50 NA AN**
 - dark (aluminium lacquered) **AL 50 NA D**
 - chrome **GCR 50 NA**
 - gold-coloured **GO 50 NA**
 - gold-plated **LS 50 NA GGO**
 - classic brass **ME 50 NA C**
 - antique brass **ME 50 NA AT**

KNX room controller display module

Available June 2024

Intended use

- Operation of loads, e.g. light on/off, dimming, blinds up/down, brightness values, temperatures, calling up and saving light scenes, etc.
- Measurement and feedback control of the room temperature
- Installation in flush box with dimensions according to DIN 49073

Product characteristics


All buttons can be assigned with push-button sensor functions or functions for controller operation.

- KNX medium: TP 256
- Backlit LC display
- One or two functions per button
- To be completed with cover kit
- Eight status LEDs – red, green or blue
- Brightness of status LEDs and LCD adjustable
- Integrated bus coupling unit
- Connection of extension modules
- Integrated room temperature sensor
- External sensor (ref.-no.: FF NTC, FF 7.8) can be connected
- Room temperature control with setpoint specification
- Two internal independent controllers for two independent areas – in connection with extension modules
- Display of room or set temperature (°C or °F)
- Display of outdoor temperature – with external sensor, e.g. weather station
- Display of time, in conjunction with KNX time encoder (in menu level)
- Push-button function or rocker function
- Disabling function: Disabling or change function mode of single or all button functions
- Alarm function, optional acknowledge by pressing any button
- KNX Data Secure compatible with ETS 5.7.7 or ETS 6.1.0 or higher

Technical data

Recommended mounting height: 1.5 m


AS and A ranges

KNX room controller display module 2-gang 



for cover kit 2-gang, ref.-no.: A 502 TSA .. can be extended by means of a room controller extension module, ref.-no.: A 5178 TSEM
can be extended by means of a push-button extension module, ref.-no.: A 509.. TSEM

Ref.-no.
A 5292 D1 ST


KNX room controller display module 4-gang 



for cover kit 4-gang, ref.-no.: A 504 TSA .. can be extended by means of a room controller extension module, ref.-no.: A 5178 TSEM
can be extended by means of a push-button extension module, ref.-no.: A 509.. TSEM

Ref.-no.
A 5294 D1 ST


CD range

KNX room controller display module 2-gang 



for cover kit 2-gang, ref.-no.: CD 502 TSA .. can be extended by means of a room controller extension module, ref.-no.: CD 5178 TSEM
can be extended by means of a push-button extension module, ref.-no.: CD 509.. TSEM

Ref.-no.
CD 5292 D1 ST


KNX room controller display module 4-gang 



for cover kit 4-gang, ref.-no.: CD 504 TSA .. can be extended by means of a room controller extension module, ref.-no.: CD 5178 TSEM
can be extended by means of a push-button extension module, ref.-no.: CD 509.. TSEM

Ref.-no.
CD 5294 D1 ST


LS range

KNX room controller display module 2-gang 



for cover kit 2-gang, ref.-no.: ..502 TSA .. in the LS range can be extended by means of a room controller extension module, ref.-no.: LS 5178 TSEM
can be extended by means of a push-button extension module, ref.-no.: LS 509.. TSEM

Ref.-no.
LS 5292 D1 ST

KNX room controller display module 4-gang 



for cover kit 4-gang, ref.-no.: ..504 TSA .. in the LS range can be extended by means of a room controller extension module, ref.-no.: LS 5178 TSEM
can be extended by means of a push-button extension module, ref.-no.: LS 509.. TSEM

Ref.-no.
LS 5294 D1 ST

KNX universal push-button module

can be extended by means of a push-button extension module, ref.-no.: 409.. TSEM Adapter frames are included in delivery:
ref.-no. LS 4 AR for LS range (pre-mounted) and ref.-no. CD 4 AR for CD range.
AS / A ranges without adapter frame.

Intended use

- Operation of loads, e.g. light on/off, dimming, blinds up/down, brightness values, temperatures, calling up and saving light scenes, etc.
- Installation in flush box with dimensions according to DIN 49073

Product characteristics

- KNX medium: TP 256
- Push-button functions switching, dimming, controlling blinds, value transmitter, calling up light scenes etc.
- Measurement of room temperature
- Temperature measurement optionally with internal device sensor and external sensor connected via communication object
- To be completed with cover kit
- Two red status LEDs per button
- One blue operation LED as orientation light and to indicate the programming status
- LED functions alarm message and reducing brightness can be adjusted separately
- Integrated bus coupling unit
- One, two or three functions per button
- Push-button function or rocker function, vertical or horizontal
- Disabling function: Disabling or change function mode of single or all button functions
- Connection for a push-button extension module, 1-4 gang
- Including transparent cover kit for operation on construction site without design covers
- KNX Data Secure compatible with ETS 5.7.7 or ETS 6.1.0 or higher

KNX universal push-button module 1-gang



for cover kit 1-gang, ref.-no.: .. 401 TSA ..
for cover 1-gang with symbols, ref.-no.: .. 401 TSAP ..
ETS product family: Push-button
Product type: 1-gang push-button

Ref.-no.
42911 ST

KNX universal push-button module 2-gang



for cover kit 2-gang, ref.-no.: .. 402 TSA ..
for cover 2-gang with symbols, ref.-no.: .. 402 TSAP ..
ETS product family: Push-button
Product type: 2-gang push-button

Ref.-no.
42921 ST

KNX universal push-button module 3-gang



for cover kit 3-gang, ref.-no.: .. 403 TSA ..
for cover 2-gang with symbols, ref.-no.: .. 402 TSAP ..
for cover 4-gang with symbols, ref.-no.: .. 404 TSAP ..
ETS product family: Push-button
Product type: 3-gang push-button

Ref.-no.
42931 ST

KNX universal push-button module 4-gang



for cover kit 4-gang, ref.-no.: .. 404 TSA ..
for cover 4-gang with symbols, ref.-no.: .. 404 TSAP ..
ETS product family: Push-button
Product type: 4-gang push-button

Ref.-no.
42941 ST

KNX room controller display module



for cover kit 3-gang, ref.-no.: .. 4093 TSA ..
can be extended by means of a push-button extension module, ref.-no.: 409.. TSEM
Adapter frames are included in delivery:
ref.-no. LS 4 AR for LS range (pre-mounted) and ref.-no. CD 4 AR for CD range.
AS / A ranges without adapter frame.

Intended use

- Operation of loads, e.g. light on/off, dimming, blinds up/down, brightness values, temperatures, calling up and saving light scenes, etc.
- Measurement and feedback control of the room temperature
- Installation in flush box with dimensions according to DIN 49073

Product characteristics

- All buttons can be assigned with push-button sensor functions or functions for controller operation.
- KNX medium: TP 256
 - Four red status LEDs
 - One blue operation LED as orientation light and to indicate the programming status
 - Integrated bus coupling unit
 - Connection for a push-button extension module, 1-4 gang
 - Integrated temperature sensor
 - Room temperature control with setpoint specification
 - Display of room or set temperature
 - Display of outdoor temperature – with external sensor, e.g. weather station
 - Display of time, in conjunction with KNX time encoder
 - Push-button functions switching, dimming, controlling blinds, value transmitter, calling up light scenes etc.
 - Push-button function or rocker function, vertical or horizontal
 - Fan coil application with up to 8 fan speeds and auto function
 - Including transparent cover kit for operation on construction site without design covers
 - KNX Data Secure compatible with ETS 5.7.7 or ETS 6.1.0 or higher

Ref.-no.
429 D1 ST

Technical data

KNX	
KNX medium:	TP
Commissioning mode:	S-mode
Connection, KNX:	connection terminal
Ambient conditions	
Ambient temperature:	-5 ... +45 °C
Stora/transport temperature:	-25 ... +70 °C
Recommended mounting height:	1.5 m

Smart Visu Server



including plug-in power supply

Intended use

- Visualisation and operation of KNX systems via devices with HTML5 browser or app (iOS, Android), e.g. Smart Control (ref.-no.: SC 5 SW, SC 0081 U), smartphone, tablet, laptop, PC, etc.
- Visualisation and operation of Philips Hue systems
- Operation in local IP networks that support DHCP (Dynamic Host Configuration Protocol), or with static IP address (IPv4)
- Operation in interiors

Product characteristics

- Web visualisation of KNX system for status indication and operation (SV-Home)
- Access from max. 10 different clients to SV-Home recommended
- Integrated web-based commissioning tool (SV-Control)
- Easy to create a pre-configured user interface, optimised for domestic applications and small commercial facilities
- Graphical control elements: symbols can be selected from supplied libraries
- Import of group addresses (three-stage) via OPC import (ETS3, ETS4, ETS5)
- Manual input of group addresses possible
- 32 areas
- 320 dynamic functions (max. 1600 data points)
- 32 action groups
- 320 configurable actions (max. 32 functions per action)
 - Customised
 - Switching times
 - Status logic
 - Depending on events
 - Astro
- Creation of up to 24 users with different roles and rights
- Storage of data (e.g. temperature values) and creation of diagrams (display of diagrams not possible with SC 5 SW)
- Connection to KNX bus via interfaces (ref.-no. IPR 300 SREG, IPS 300 SREG, 20320 1S IPS R), not included
- Integration of Philips Hue systems in the KNX installation
- Connection to Philips Hue via Philips Hue Bridge
- Integration of SONOS loudspeakers in the KNX installation
- Integration of Amazon Alexa voice control via myJUNG account
- Integration of Google Home voice control via myJUNG account
- Integration of Samsung SmartThings via myJUNG account
- Secure remote access via myJUNG account (SV-SERVER-L necessary)
- Update and upgrade compatible

Ref.-no.

with Europlug
including adapter for UK and China

SV-SERVER2
SV-SERVER2-INT

Technical data

Rated voltage:	DC 5 V SELV
Power consumption:	typical 3 W, max. 10 W
Ambient temperature:	0 ... +40 °C
Stora/transport temperature:	-25 ... +70 °C
Terminals	
Power supply:	USB type C
LAN:	RJ45 (10/100/1000 Mbit/s), shielded cable with Cat 5 or higher required
USB:	2 x USB 2.0 Host 2 x USB 3.0 Host
Dimensions (L x W x H)	
without adapter:	98 x 80 x 32 mm
Plug-in power supply	
Primary voltage:	AC 100 ... 240 V ~
Mains frequency:	50/60 Hz
Rated current:	max. 3 A
Secondary voltage:	DC 5 V SELV
Protection class:	II
Length of connected cable:	1.5 m


Mounting set



for Smart Visu Server ref.-no.: SV-SERVER2..
with adapters for DIN rail mounting and wall installation

Ref.-no.

SV-SERVER2-MS

KNX DALI-2 gateway Colour 1-gang 



rail mounting device, 4 rail units

Intended use

- Controlling of luminaires and other applications with DALI operating device in KNX installations e.g. electronic ballast
- Mounting on DIN rail according to EN 60715 in distribution box


Product characteristics

- DALI-2 certified
- Control of up to 64 DALI devices in up to 32 groups
- Setting of colour temperature or light colour (RGB, RGBW) for luminaires with DALI Device Type 8 acc. to IEC 62386-209
- Short-circuit, overload and overvoltage protected
- Operating hours counter
- Automatic colour circle pass or brightness pass
- HCL mode (Human Centric Lighting), automatic daytime colour temperature gradient
- CT (Colour Transition) mode, automatic day colour gradient
- Suitable for operation with DC voltage of emergency lighting systems
- Individual, group or central addressing
- 16 light scenes per DALI system
- Read out DALI device state via KNX, e.g. brightness or luminaire error
- Manual operation of the DALI groups, individual devices or central (broadcast) separately for each DALI system
- Forced guidance of disabling function
- Feedback of switching state and brightness value in bus and manual operation
- Collective feedback
- Central switching and dimming function
- Disabling function for each DALI group or each individual device
- Separate ON and OFF delay
- Staircase lighting timer with switch-off warning
- Online or offline project design of the DALI devices with ETS-DCA
- Standby switch-off of the DALI devices
- Replacement of a single DALI device of the same type, during operation, possible without software
- KNX Data Secure compatible with ETS 5.7.7 or ETS 6.1.0 or higher

Ref.-no.
30064 1S DA2 R

Technical data

KNX medium:	TP 256
Commissioning mode:	S-mode
Rated voltage KNX:	DC 21 ... 32 V SELV
Current consumption KNX:	4.5 ... 5 mA
Connection, KNX:	connection terminal
Rated voltage:	AC 110 ... 240 V ~, 50/60 Hz
Rated voltage:	DC 110 ... 240 V
Power loss:	max. 3 W
Rated voltage DALI:	DC 16 V
Output current per DALI system:	typical 128 mA, max. 250 mA for short periods
Guaranteed bus current per DALI system:	148 mA
Number of DALI devices:	max. 64 per DALI system
DALI transmission rate:	1.2 kbit/s
DALI protocol:	EN 62386
Cable type:	sheathed cable 230 V, e.g. NYM
Cable length DALI	
with 1.5 mm ² :	max. 300 m
with 1.0 mm ² :	max. 238 m
with 0.75 mm ² :	max. 174 m
with 0.5 mm ² :	max. 116 m
Ambient temperature:	-5 ... +45 °C
Storing temperature:	-5 ... +45 °C
Transport temperature:	-25 ... +70 °C
Connection, power supply and DALI	
Connection mode:	screw terminals
single wire:	1 x 0.5 ... 4 mm ²
stranded without ferrule:	1 x 0.5 ... 4 mm ²
stranded with ferrule:	1 x 0.5 ... 2.5 mm ²
Mounting width:	72 mm (4 rail units)

KNX DALI-2 gateway Colour 2-gang 



rail mounting device, 4 rail units

Intended use

- Controlling of luminaires and other applications with DALI operating device in KNX installations e.g. electronic ballast
- Mounting on DIN rail according to EN 60715 in distribution box


Product characteristics

- DALI-2 certified
- Control of max. 2x 64 DALI devices in max. 2x 32 groups
- Setting of colour temperature or light colour (RGB, RGBW) for luminaires with DALI Device Type 8 acc. to IEC 62386-209
- Short-circuit, overload and overvoltage protected
- Operating hours counter
- Automatic colour circle pass or brightness pass
- HCL mode (Human Centric Lighting), automatic daytime colour temperature gradient
- CT (Colour Transition) mode, automatic day colour gradient
- Suitable for operation with DC voltage of emergency lighting systems
- Individual, group or central addressing
- 16 light scenes per DALI system
- Read out DALI device state via KNX, e.g. brightness or luminaire error
- Manual operation of the DALI groups, individual devices or central (broadcast) separately for each DALI system
- Forced guidance of disabling function
- Feedback of switching state and brightness value in bus and manual operation
- Collective feedback
- Central switching and dimming function
- Disabling function for each DALI group or each individual device
- Separate ON and OFF delay
- Staircase lighting timer with switch-off warning
- Online or offline project design of the DALI devices with ETS-DCA
- Standby switch-off of the DALI devices
- Replacement of a single DALI device of the same type, during operation, possible without software
- KNX Data Secure compatible with ETS 5.7.7 or ETS 6.1.0 or higher

Ref.-no.
30128 1S DA2 R

Technical data

KNX medium:	TP 256
Commissioning mode:	S-mode
Rated voltage KNX:	DC 21 ... 32 V SELV
Current consumption KNX:	4.5 ... 5 mA
Connection, KNX:	connection terminal
Rated voltage:	AC 110 ... 240 V ~, 50/60 Hz
Rated voltage:	DC 110 ... 240 V
Power loss:	max. 3 W
Rated voltage DALI:	DC 16 V
Output current per DALI system:	typical 128 mA, max. 250 mA for short periods
Guaranteed bus current per DALI system:	148 mA
Number of DALI devices:	max. 64 per DALI system
DALI transmission rate:	1.2 kbit/s
DALI protocol:	EN 62386
Cable type:	sheathed cable 230 V, e.g. NYM
Cable length DALI	
with 1.5 mm ² :	max. 300 m
with 1.0 mm ² :	max. 238 m
with 0.75 mm ² :	max. 174 m
with 0.5 mm ² :	max. 116 m
Ambient temperature:	-5 ... +45 °C
Storing temperature:	-5 ... +45 °C
Transport temperature:	-25 ... +70 °C
Connection, power supply and DALI	
Connection mode:	screw terminals
single wire:	1 x 0.5 ... 4 mm ²
stranded without ferrule:	1 x 0.5 ... 4 mm ²
stranded with ferrule:	1 x 0.5 ... 2.5 mm ²
Mounting width:	72 mm (4 rail units)

KNX LED controller 5-gang 



rail mounting device, 4 rail units
with manual electronic operation and LED status indication
Project design and commissioning with ETS5 or a more recent version
ETS product family: Illumination
Product type: Dimmer

Intended use

- Dimmer for controlling LEDs, LED modules, LED spots, halogen lamps and incandescent lamps with 5 V ... 48 V (pulse width-modulated PWM)
- Mounting on DIN rail according to EN 60715 in distribution box


Product characteristics

- Dimmer for colour temperature and coloured light control (RGB/HSV)
- Different dimming characteristics settable (soft dimming, deep-down dimming)
- PWM frequency settable (211 ... 1200 Hz)
- Commissioning with display support
- Free configuration of the channels
- Integrated scenes and bit scenes
- Predefined and freely-definable sequences
- Time-controller dimming or Human Centric Lighting (HCL)
- Staircase lighting function
- Disabling function
- Measurement and meter function
- Diagnosis/indication of protection function via KNX group addresses and on display
- Electronic over-temperature protection
- Protection function for LED modules and power supply
- KNX Data Secure compatible with ETS 5.7.3 or higher

Ref.-no.
39005 1S LED R

Technical data

External supply	
Rated voltage:	DC 5 ... 48 V SELV
KNX medium:	TP 256
Commissioning mode:	S-mode
Rated voltage KNX:	DC 21 ... 32 V SELV
Current consumption KNX:	max. 30 mA
Connection, KNX:	connection terminal
PWM frequency:	211 ... 1,200 Hz
Total current over all 5 channels	
at 5 ... 24 V	max. 20 A
at 48 V	max. 10 A
Ambient temperature:	-5 ... +45 °C
Stora/transport temperature:	-25 ... +75 °C
Relative humidity:	max. 93 % (no condensation)
Mounting width:	72 mm (4 rail units)
Connection	
Connection mode:	screw terminals
single wire:	1 x 0.5 ... 4 mm ²
stranded without ferrule:	1 x 0.5 ... 4 mm ²
stranded with ferrule:	1 x 0.5 ... 2.5 mm ²

KNX LED controller 5-gang 



with manual electronic operation and LED status indication
Project design and commissioning with ETS5 or a more recent version
ETS product family: Illumination
Product type: Dimmer

Intended use

- Dimmer for controlling LEDs, LED modules, LED spots, halogen lamps and incandescent lamps with 5 V ... 48 V (pulse width-modulated PWM)
- Mounting in false ceilings, surface mounting or in/ under furniture


Product characteristics

- Dimmer for colour temperature and coloured light control (RGB/HSV)
- Different dimming characteristics settable (soft dimming, deep-down dimming)
- PWM frequency settable (211 ... 1200 Hz)
- Commissioning with display support
- Free configuration of the channels
- Integrated scenes and bit scenes
- Predefined and freely-definable sequences
- Time-controller dimming or Human Centric Lighting (HCL)
- Staircase lighting function
- Disabling function
- Measurement and meter function
- Diagnosis/indication of protection function via KNX group addresses and on display
- Electronic over-temperature protection
- Protection function for LED modules and power supply
- KNX Data Secure compatible with ETS 5.7.3 or higher

Ref.-no.
39005 1S LED E

Technical data

External supply	
Rated voltage:	DC 5 ... 48 V SELV
KNX medium:	TP 256
Commissioning mode:	S-mode
Rated voltage KNX:	DC 21 ... 32 V SELV
Current consumption KNX:	max. 30 mA
Connection, KNX:	connection terminal
PWM frequency:	211 ... 1,200 Hz
Total current over all 5 channels	
at 5 ... 24 V	max. 20 A
at 48 V	max. 10 A
Ambient temperature:	-5 ... +45 °C
Stora/transport temperature:	-25 ... +75 °C
Relative humidity:	max. 93 % (no condensation)
Dimensions (L x W x H):	157 x 45 x 26 mm
Connection	
Connection mode:	screw terminals
single wire:	1 x 2.5 ... 4 mm ²
stranded without ferrule:	1 x 0.5 ... 4 mm ²
stranded with ferrule:	1 x 0.5 ... 2.5 mm ²

KNX heating actuator, 6-gang 



with controller
rail mounting device, 4 rail units
6 outputs "TRIAC"
with manual electronic operation and LED status indication
ETS product family: Heating, Air Conditioning, Ventilation
Product type: Valve

Intended use

- Switching of electrothermal valve drives for heaters (e.g. TSA 230 NC WW, TSA 24 NC WW) or cooling ceilings
- Mounting on DIN rail according to EN 60715 in distribution box

Product characteristics

- Integrated room temperature control with setpoint specification
- 12 independent controllers to control up to 12 independent rooms
- Controller function for heating and cooling
- Switching operation or PWM operation
- Valve drives with characteristics "normally open" or "normally closed" can be controlled
- Valve drives for 230 V or 24 V controllable
- Outputs can be operated manually, construction site mode
- Feedback in manual operation and in bus operation
- Disabling of individual outputs manually or via bus
- Overload-protected, short circuit-protected
- Error indication with LED
- Protection against jamming valves
- Forced position
- Various setpoints for forced position or emergency operation in case of bus failure for summer or winter
- Cyclical monitoring of the input signals can be parameterised
- Feedback via bus, e.g. in case of power failure, overload or sensor failure
- KNX Data Secure compatible with ETS 5.7.7 or ETS 6.1.0 or higher

Ref.-no.
36006 1S R

Technical data

KNX medium:	TP 256
Commissioning mode:	S-mode
Rated voltage KNX:	DC 21 ... 32 V SELV
Current consumption KNX:	4.5 ... 10 mA
Heating outputs	
Contact type:	semiconductor (triac), E
Switching voltage:	AC 24 / 230 V -
Mains frequency:	50/60 Hz
Switching current:	5 ... 160 mA
Switch-on current:	max. 1.5 A (2 s)
Switch-on current:	max. 0.3 A (2 min)
Number of valve drives per output	
230 V valve drives:	max. 4
24 V valve drives:	max. 2
Mounting width:	72 mm (4 rail units)
Ambient temperature:	-5 ... +45 °C
Stora/transport temperature:	-25 ... +70 °C
Connection, outputs	
Connection mode:	screw terminals
single wire:	1 x 0.5 ... 4 mm ²
stranded without ferrule:	1 x 0.5 ... 4 mm ²
stranded with ferrule:	1 x 0.5 ... 2.5 mm ²

KNX push-button interfaces

Intended use

- Inputs for polling conventional, floating contacts in KNX systems, and transmitting telegrams to the KNX bus for reporting statuses, meter readings, operating electrical loads, etc.
- Outputs for controlling LEDs
- Installation in flush box with dimensions according to DIN 49073 in combination with a suitable cover
- When mounting behind switching and push-button inserts, use an appliance box with sufficient installation depth

Product characteristics

- Independent channels that operate as inputs or as outputs depending on the ETS parameterisation
- Common reference potential for all channels
- Disabling individual channels
- Supply via bus, no additional power supply necessary

Outputs

- Connection of LED e.g. LED lamp, 5 V DC, 2.2 mA
- Short-circuit proof, overload protected and protected against polarity reversal
- Parallel switching of outputs possible, for electrical loads with higher current requirements

Inputs

- Connection of floating contacts, such as push-buttons, switches or reed contacts
- Polling with a pulse current avoids contact contamination (formation of an oxide layer) on the connected contacts
- Operating functions: switching, dimming, blind, scene or room temperature control
- Value transmitter for dimming, colour temperature, RGBW, temperature or brightness values
- Transmitting the current input status after bus voltage failure
- Connection of door or window contacts for evaluation of the open, closed, tilted and handle position statuses
- Connection of leakage, condensation and temperature sensors
- Pulse counter with main and intermediate meters
- Combination of adjacent input channels when connecting push-button, door or window contact
- Logic functions

KNX push-button interface, 2-gang 




ETS product family: Input
Product type: Binary input

Ref.-no.
40002 1S E

Technical data

Ambient temperature:	-5 ... +45 °C
Stora/transport temperature:	-25 ... +75 °C
Degree of protection:	IP20
Protection class:	III
Number of channels:	2
Output voltage:	DC 5 V SELV
Output current per channel:	max. 3.2 mA
LED current (red LED with 1.7 V forward voltage):	2.2 mA per output
Length of cable set:	25 cm, extendable to max. 30 m
Recommended cable:	J-Y(St)Y 2 x 2 x 0.8
Dimensions (W x H x D):	43 x 28.5 x 15.4 mm
KNX medium:	TP 256
Commissioning mode:	S-mode
Rated voltage KNX:	DC 21 ... 32 V SELV
Current consumption KNX:	5 ... 10 mA

KNX push-button interface, 4-gang 



ETS product family: Input
Product type: Binary input

Ref.-no.
40004 1S E

Technical data

Ambient temperature:	-5 ... +45 °C
Stora/transport temperature:	-25 ... +75 °C
Degree of protection:	IP20
Protection class:	III
Number of channels:	4
Output voltage:	DC 5 V SELV
Output current per channel:	max. 3.2 mA
LED current (red LED with 1.7 V forward voltage):	2.2 mA per output
Length of cable set:	25 cm, extendable to max. 30 m
Recommended cable:	J-Y(St)Y 2 x 2 x 0.8
Dimensions (W x H x D):	43 x 28.5 x 15.4 mm
KNX medium:	TP 256
Commissioning mode:	S-mode
Rated voltage KNX:	DC 21 ... 32 V SELV
Current consumption KNX:	5 ... 12 mA

KNX push-button interface, 8-gang 




ETS product family: Input
Product type: Binary input

Ref.-no.
40008 1S E

Technical data

Ambient temperature:	-5 ... +45 °C
Stora/transport temperature:	-25 ... +75 °C
Degree of protection:	IP20
Protection class:	III
Number of channels:	8
Output voltage:	DC 5 V SELV
Output current per channel:	max. 3.2 mA
LED current (red LED with 1.7 V forward voltage):	2.2 mA per output
Length of cable set:	25 cm, extendable to max. 30 m
Recommended cable:	J-Y(St)Y 2 x 2 x 0.8
Dimensions (W x H x D):	43.5 x 35.5 x 15.4 mm
KNX medium:	TP 256
Commissioning mode:	S-mode
Rated voltage KNX:	DC 21 ... 32 V SELV
Current consumption KNX:	5 ... 18 mA

KNX area / line coupler 



rail mounting device, 1 rail unit
ETS product family: System components
Product type: Line coupler

Intended use

- Connects two KNX data lines / segments / areas and ensures the electrical isolation between these lines / segments / areas
- Can be operated as an area coupler, line coupler or segment coupler by addressing
- Mounting on DIN rail according to EN 60715 in distribution box

Product characteristics

- KNX Data Secure compatible with ETS 5.7.7 or ETS 6.1.0 or higher
- Secure proxy for connecting an unencrypted and encrypted line
- Electrical isolation between superordinate and subordinate line
- Manual operation to deactivate the filter functions

Ref.-no.
21420 1S R

Technical data

Ambient temperature:	-5 ... +45 °C
Stora/transport temperature:	-25 ... +70 °C
Protection class:	III
Mounting width:	18 mm (1 rail unit)
KNX medium:	TP 256
Commissioning mode:	S-mode
Rated voltage KNX:	DC 21 ... 32 V SELV
KNX current consumption	
superordinate line:	approx. 9 mA
subordinate line:	approx. 5 mA
Connection mode:	connection terminal

JUNG HOME gateway



including power supply
including LAN cable
available in the course of 2024

Intended use

- Connecting JUNG HOME devices to myJUNG services, e.g. for voice control
- Connecting JUNG HOME devices to other smart home systems via the local network
- Only suitable for use in indoor areas that are free of dripping and splashing water
- For wall installation or as desktop device (top-hat rail mounting with separately available adapter for rail mounting, ref.-no.: MA-REG)

Product characteristics

- Commissioning and operation using JUNG HOME app with mobile device (smartphone or tablet) via Bluetooth®
 - Bluetooth® Mesh for fully encrypted wireless communication and repeater function
 - Encrypted communication via myJUNG services e.g. with services from Alexa, Google Home
 - 3 status LEDs for commissioning and operation support
 - Button for commissioning and for factory reset
 - RJ45 socket and included LAN cable for connecting to WLAN router
 - Can be updated using JUNG HOME app
- The gateway has been awarded the "Smart Home - Information Security Tested" certificate by the VDE Institute.

Available in future via update:

- (Notes on updates and schedules can be found at jung.group/junghome)
- Encrypted communication with local network e.g. with Mediola gateway

	Ref.-no.
with Europlug	BT S GATEWAY
including adapter for UK and China	BT S GATEWAY-INT

Technical data

Gateway	
Power consumption stand-by:	< 2 W
Dimensions (L x W x H):	102 x 102 x 28 mm
Operating temperature:	-5 ... +45 °C
Stora/transport temperature:	-20 ... +70 °C
Degree of protection:	IP20
Radio frequency:	2402.0 ... 2480.0 MHz
Transmission range in buildings:	approx. 30 m
Transmitting power:	10 dBm / 10 mW, class 1.5
LAN:	1 x 10/100/1000 Mbit/s
Power supply	
Supply voltage:	AC 230 V
Mains frequency:	50/60 Hz
Output voltage:	5 V SELV
Connection USB:	Micro USB-B

Mounting adapter for DIN rail



For mounting the JUNG HOME gateway (ref.-no.: BTS GATEWAY..) on DIN rail for use in distribution boxes
available in the course of 2024

	Ref.-no.
	MA-REG

JUNG HOME push-button, battery-powered

available in the course of 2024

Intended use

- Operation of e.g. Venetian blinds, shutters, awnings, lighting or fans
- Wireless linking with JUNG HOME system devices
- Mounting on wall box with dimensions according to DIN 49073
- Screw fixing on walls or adhesive fixing on smooth surfaces

Product characteristics

- Commissioning and operation using JUNG HOME app with mobile device (smartphone or tablet) via Bluetooth®
- Multi-coloured status indicator
- Central functions: all ON/all OFF, call up scenes
- Disabling of local operation
- Fully encrypted wireless communication
- Compatible with Bluetooth® Mesh Standard
- Can be updated using JUNG HOME app

Technical data

Rated voltage:	DC 3 V
Ambient temperature:	-5 ... +45 °C
Stora/transport temperature:	-25 ... +70 °C
Battery type:	1 x Lithium CR 2450N (recommended) or CR 2450
Radio frequency:	2402.0 ... 2480.0 MHz
Transmitting power:	max. 10 mW, class 1.5
Transmission range in buildings:	approx. 30 m

JUNG HOME push-button 1-gang, battery-powered



including mounting plate, adhesive film and fastening screw for rockers ref.-no. .. 101 KO5 .. of the AS and A ranges
available in the course of 2024

	Ref.-no.
	BT A 1001

1-gang rocker with lens



for JUNG HOME push-button 1-gang, battery-powered, ref.-no.: BT A 1001

	Ref.-no.
Duroplastic (scratch-proof) glossy	
ivory	■ AS 101 KO5
white	■ AS 101 KO5 WW

1-gang rocker with lens and arrow symbols



for JUNG HOME push-button 1-gang, battery-powered, ref.-no.: BT A 1001

	Ref.-no.
Duroplastic (scratch-proof) glossy	
ivory	■ AS 101 KO5P
white	■ AS 101 KO5P WW

JUNG HOME push-button 2-gang, battery-powered



including mounting plate, adhesive film and fastening screw for rockers ref.-no. .. 102 KO5 .. of the AS and A ranges
available in the course of 2024

	Ref.-no.
	BT A 1002

2-gang rocker with lens



for JUNG HOME push-button 2-gang, battery-powered, ref.-no.: Art.-Nr.: BT A 1002

	Ref.-no.
Duroplastic (scratch-proof) glossy	
ivory	■ AS 102 KO5
white	■ AS 102 KO5 WW

2-gang rocker with lens and arrow symbols



for JUNG HOME push-button 2-gang, battery-powered, ref.-no.: Art.-Nr.: BT A 1002

	Ref.-no.
Duroplastic (scratch-proof) glossy	
ivory	■ AS 102 KO5P
white	■ AS 102 KO5P WW

JUNG HOME push-button 1-gang, battery-powered



including mounting plate, adhesive film and fastening screw for rockers ref.-no. .. 101 KO5 .. of the AS and A ranges
available in the course of 2024

Ref.-no.
BT A 1001

1-gang rocker with lens



for JUNG HOME push-button 1-gang, battery-powered, ref.-no.: BT A 1001

Ref.-no.

Duroplastic (scratch-proof) glossy

- white ■ **A 101 KO5 WW**
- black ■ **A 101 KO5 SW**

Duroplastic lacquered

- aluminium ■■ **A 101 KO5 AL**
- champagne ■■ **A 101 KO5 CH**
- mocha ■■ **A 101 KO5 MO**

Thermoplastic (breakproof) high-gloss

- white ■■ **A 101 KO5 BF WW**
- black ■■ **A 101 KO5 BF SW**

matt lacquered

- matt snow white ■ **A 101 KO5 BF WWM**
- matt graphite black ■ **A 101 KO5 BF SWM**
- matt anthracite ■ **A 101 KO5 BF ANM**

1-gang rocker with lens and arrow symbols



for JUNG HOME push-button 1-gang, battery-powered, ref.-no.: BT A 1001

Ref.-no.

Duroplastic (scratch-proof) glossy

- white **A 101 KO5P WW**
- black **A 101 KO5P SW**

Duroplastic lacquered

- aluminium **A 101 KO5P AL**
- champagne **A 101 KO5P CH**
- mocha **A 101 KO5P MO**

Thermoplastic (breakproof) high-gloss

- white **A 101 KO5P BF WW**
- black **A 101 KO5P BF SW**

matt lacquered

- matt snow white **A 101 KO5P BF WWM**
- matt graphite black **A 101 KO5P BF SWM**
- matt anthracite **A 101 KO5P BF ANM**

JUNG HOME push-button 2-gang, battery-powered



including mounting plate, adhesive film and fastening screw for rockers ref.-no. .. 102 KO5 .. of the AS and A ranges
available in the course of 2024

Ref.-no.
BT A 1002

2-gang rocker with lens



for JUNG HOME push-button 2-gang, battery-powered, ref.-no.: Art.-Nr.: BT A 1002

Ref.-no.

Duroplastic (scratch-proof) glossy

- white ■ **A 102 KO5 WW**
- black ■ **A 102 KO5 SW**

Duroplastic lacquered

- aluminium ■■ **A 102 KO5 AL**
- champagne ■■ **A 102 KO5 CH**
- mocha ■■ **A 102 KO5 MO**

Thermoplastic (breakproof) high-gloss

- white ■■ **A 102 KO5 BF WW**
- black ■■ **A 102 KO5 BF SW**

matt lacquered

- matt snow white ■ **A 102 KO5 BF WWM**
- matt graphite black ■ **A 102 KO5 BF SWM**
- matt anthracite ■ **A 102 KO5 BF ANM**

2-gang rocker with lens and arrow symbols



for JUNG HOME push-button 2-gang, battery-powered, ref.-no.: Art.-Nr.: BT A 1002

Ref.-no.

Duroplastic (scratch-proof) glossy

- white **A 102 KO5P WW**
- black **A 102 KO5P SW**

Duroplastic lacquered

- aluminium **A 102 KO5P AL**
- champagne **A 102 KO5P CH**
- mocha **A 102 KO5P MO**

Thermoplastic (breakproof) high-gloss

- white **A 102 KO5P BF WW**
- black **A 102 KO5P BF SW**

matt lacquered

- matt snow white **A 102 KO5P BF WWM**
- matt graphite black **A 102 KO5P BF SWM**
- matt anthracite **A 102 KO5P BF ANM**

JUNG HOME push-button 1-gang, battery-powered



including mounting plate, adhesive film and fastening screw for rockers ref.-no. .. 101 KO5 .. of the CD and LS ranges
available in the course of 2024

Ref.-no.
BT LS CD 1001

1-gang rocker with lens



for JUNG HOME push-button 1-gang, battery-powered, ref.-no.: BT LS CD 1001

Ref.-no.

Duroplastic (scratch-proof) glossy

- ivory ■ **CD 101 KO5**
- white ■ **CD 101 KO5 WW**
- brown ■ **CD 101 KO5 BR**
- grey ■ **CD 101 KO5 GR**
- light grey ■ **CD 101 KO5 LG**
- black ■ **CD 101 KO5 SW**

Metal versions (anodized aluminium)

- gold-bronze ■■ **CD 101 KO5 GB**
- platinum ■■ **CD 101 KO5 PT**

1-gang rocker with lens and arrow symbols



for JUNG HOME push-button 1-gang, battery-powered, ref.-no.: BT LS CD 1001

Ref.-no.

Duroplastic (scratch-proof) glossy

- ivory **CD 101 KO5P**
- white **CD 101 KO5P WW**
- brown **CD 101 KO5P BR**
- grey **CD 101 KO5P GR**
- light grey **CD 101 KO5P LG**
- black **CD 101 KO5P SW**

Metal versions (anodized aluminium)

- gold-bronze **CD 101 KO5P GB**
- platinum **CD 101 KO5P PT**

JUNG HOME push-button 2-gang, battery-powered



including mounting plate, adhesive film and fastening screw for rockers ref.-no. .. 102 KO5 .. of the CD and LS ranges
available in the course of 2024

Ref.-no.
BT LS CD 1002

2-gang rocker with lens



for JUNG HOME push-button 2-gang, battery-powered, ref.-no.: Art.-Nr.: BT LS CD 1002

Ref.-no.

Duroplastic (scratch-proof) glossy

- ivory ■ **CD 102 KO5**
- white ■ **CD 102 KO5 WW**
- brown ■ **CD 102 KO5 BR**
- grey ■ **CD 102 KO5 GR**
- light grey ■ **CD 102 KO5 LG**
- black ■ **CD 102 KO5 SW**

metal colours (duroplastic lacquered)

- gold-bronze ■ **CD 102 KO5 GB**
- platinum ■ **CD 102 KO5 PT**

2-gang rocker with lens and arrow symbols



for JUNG HOME push-button 2-gang, battery-powered, ref.-no.: Art.-Nr.: BT LS CD 1002

Ref.-no.

Duroplastic (scratch-proof) glossy

- ivory **CD 102 KO5P**
- white **CD 102 KO5P WW**
- brown **CD 102 KO5P BR**
- grey **CD 102 KO5P GR**
- light grey **CD 102 KO5P LG**
- black **CD 102 KO5P SW**

metal colours (duroplastic lacquered)

- gold-bronze **CD 102 KO5P GB**
- platinum **CD 102 KO5P PT**

JUNG HOME push-button 1-gang, battery-powered



including mounting plate, adhesive film and fastening screw for rockers ref.-no. ... 101 KO5 .. of the CD and LS ranges
available in the course of 2024

Ref.-no.
BT LS CD 1001

1-gang rocker with lens



for JUNG HOME push-button 1-gang, battery-powered, ref.-no.: BT LS CD 1001

Ref.-no.

Duroplastic (scratch-proof) glossy

- ivory ■ **LS 101 KO5**
- white ■ **LS 101 KO5 WW**
- light grey ■ **LS 101 KO5 LG**
- black ■ **LS 101 KO5 SW**
- matt lacquered**
- matt snow white ■ **LS 101 KO5 WWM**
- matt graphite black ■ **LS 101 KO5 SWM**
- Metal versions**
- aluminium ■■ **AL 101 KO5**
- stainless steel ■■ **ES 101 KO5**
- anthracite (aluminium lacquered) ■■ **AL 101 KO5 AN**
- dark (aluminium lacquered) ■■ **AL 101 KO5 D**
- chrome ■■ **GCR 101 KO5**
- gold-coloured ■■ **GO 101 KO5**
- classic brass ■■ **ME 101 KO5 C**
- antique brass ■■ **ME 101 KO5 AT**

1-gang rocker with lens and arrow symbols



for JUNG HOME push-button 1-gang, battery-powered, ref.-no.: BT LS CD 1001

Ref.-no.

Duroplastic (scratch-proof) glossy

- ivory ■ **LS 101 KO5P**
- white ■ **LS 101 KO5P WW**
- light grey ■ **LS 101 KO5P LG**
- black ■ **LS 101 KO5P SW**
- matt lacquered**
- matt snow white ■ **LS 101 KO5P WWM**
- matt graphite black ■ **LS 101 KO5P SWM**
- Metal versions**
- aluminium ■■ **AL 101 KO5P**
- stainless steel ■■ **ES 101 KO5P**
- anthracite (aluminium lacquered) ■■ **AL 101 KO5P AN**
- dark (aluminium lacquered) ■■ **AL 101 KO5P D**
- chrome ■■ **GCR 101 KO5P**
- gold-coloured ■■ **GO 101 KO5P**
- classic brass ■■ **ME 101 KO5P C**
- antique brass ■■ **ME 101 KO5P AT**

JUNG HOME push-button 2-gang, battery-powered



including mounting plate, adhesive film and fastening screw for rockers ref.-no. ... 102 KO5 .. of the CD and LS ranges
available in the course of 2024

Ref.-no.
BT LS CD 1002

2-gang rocker with lens



for JUNG HOME push-button 2-gang, battery-powered, ref.-no.: Art.-Nr.: BT LS CD 1002

Ref.-no.

Duroplastic (scratch-proof) glossy

- ivory ■ **LS 102 KO5**
- white ■ **LS 102 KO5 WW**
- light grey ■ **LS 102 KO5 LG**
- black ■ **LS 102 KO5 SW**
- matt lacquered**
- matt snow white ■ **LS 102 KO5 WWM**
- matt graphite black ■ **LS 102 KO5 SWM**
- Metal versions**
- aluminium ■■ **AL 102 KO5**
- stainless steel ■■ **ES 102 KO5**
- anthracite (aluminium lacquered) ■■ **AL 102 KO5 AN**
- dark (aluminium lacquered) ■■ **AL 102 KO5 D**
- chrome ■■ **GCR 102 KO5**
- gold-coloured ■■ **GO 102 KO5**
- classic brass ■■ **ME 102 KO5 C**
- antique brass ■■ **ME 102 KO5 AT**

2-gang rocker with lens and arrow symbols



for JUNG HOME push-button 2-gang, battery-powered, ref.-no.: Art.-Nr.: BT LS CD 1002

Ref.-no.

Duroplastic (scratch-proof) glossy

- ivory ■ **LS 102 KO5P**
- white ■ **LS 102 KO5P WW**
- light grey ■ **LS 102 KO5P LG**
- black ■ **LS 102 KO5P SW**
- matt lacquered**
- matt snow white ■ **LS 102 KO5P WWM**
- matt graphite black ■ **LS 102 KO5P SWM**
- Metal versions**
- aluminium ■■ **AL 102 KO5P**
- stainless steel ■■ **ES 102 KO5P**
- anthracite (aluminium lacquered) ■■ **AL 102 KO5P AN**
- dark (aluminium lacquered) ■■ **AL 102 KO5P D**
- chrome ■■ **GCR 102 KO5P**
- gold-coloured ■■ **GO 102 KO5P**
- classic brass ■■ **ME 102 KO5P C**
- antique brass ■■ **ME 102 KO5P AT**

JUNG HOME blinds actuator 1-gang mini with 2 binary inputs



Intended use

- Manual and automatic control of blinds., shutters or awnings
- Operation via binary inputs of the JUNG HOME actuator, JUNG HOME push-button, JUNG HOME sensors and JUNG HOME app
- Polling of conventional switching and push-button contacts for reporting states, triggering light scenes, operating electrical loads, etc.
- Wireless linking with JUNG HOME system devices
- Installation in flush box with dimensions according to DIN 49073
- Ceiling installation in the mini housing built-in adapter, ref.-no.: FM-EBG

Product characteristics

- Commissioning and operation using JUNG HOME app with mobile device (smartphone or tablet) via Bluetooth®
- Free linking of the 2 binary inputs with JUNG HOME actuators (local or wireless)
- Independent use of actuator functions and binary inputs
- Multi-coloured status indicator and **Prog** button for commissioning
- Disabling the **Prog** button
- Including the load in areas (groups), central functions and scenes
- Up to 16 time programs
- Ventilation position, running time, slat change-over time, change-over time for direction change and inverse operation adjustable
- Activate/deactivate automatic functions using the JUNG HOME app
- Automatic date and time update when connecting with smartphone
- Bluetooth® Mesh for fully encrypted wireless communication and repeater function
- Can be updated using JUNG HOME app

Available in future via update:

(Notes on updates and schedules can be found at jung.group/junghome)

- Time programs with sunrise or sunset (astro timer)
- Time programs with random timing
- Wind alarm via connection of weather sensors to binary inputs
- Trigger the disabling function using binary inputs, e.g. lock-out protection with awnings, shutters and blinds, forced guidance, etc.

Ref.-no.

BT J1 B2 U

Technical data

Rated voltage:	AC 230 V ~
Mains frequency:	50/60 Hz
Stand-by power:	max. 0.2 W
Power loss:	max. 4 W
Ambient temperature:	-5 ... +45 °C
Storing temperature:	-5 ... +45 °C
Transport temperature:	-25 ... +70 °C
Relative humidity:	20 ... 70 % (no condensation)
Connected load	
Motors:	700 W
Installation depth:	20 mm
Accuracy per month:	± 13 s
Power reserve:	min. 4 h
Cable length	
Output cable:	max. 100 m
Binary input:	max. 50 m
Dimensions (L x W x H):	48 x 51 x 20 mm
Connection, outputs	
single wire:	1 x 0.5 ... 2.5 mm ²
stranded without ferrule:	2 x 0.5 ... 2.5 mm ²
stranded with ferrule:	1 x 0.5 ... 4.0 mm ²
	2 x 0.5 ... 2.5 mm ²
	1 x 0.5 ... 2.5 mm ²
	2 x 0.5 ... 1.5 mm ²
Radio frequency:	2402.0 ... 2480.0 MHz
Transmitting power:	max. 10 mW (class 1.5)
Transmission range in buildings:	approx. 30 m

Motion detector 240°, surface-mounted



Intended use

- Automatic switching of lighting depending on the thermal movement and ambient brightness
- Wall installation; adapter for corners and adapter for surface-mounted cable installation included
- Surface mounting in interiors and exteriors

Product characteristics

- Passive infra-red sensor
- Protected against water splashes and dust
- Undercrawling protection
- Brightness threshold adjustable
- Run-on time adjustable
- Parallel connection of multiple motion detectors possible
- Screen for limiting the detection area

Ref.-no.

- white (similar RAL 9010) ■ **BM 240 S1A WW**
- black (similar RAL 9005) ■ **BM 240 S1A SW**

Technical data

Recommended mounting height:	2 m
Mounting height:	1.8 ... 4 m
Detection angle horizontal:	240°
Detection angle vertical:	180°
Adjusting possibilities	
Rotating:	160° horizontal
Range, direct approach:	approx. 5 m
Range, tangential approach:	approx. 12 m
Switching zones:	276
Brightness setting:	approx. 2 ... 2,000 lx
Run-on time:	approx. 10 s ... 15 min
Rated voltage:	AC 220 ... 240 V ~, 50/60 Hz
Degree of protection:	IP54
Protection class:	II
Switching capacity	
Incandescent lamps:	1000 W
LV halogen lamps with inductive transformers:	1000 VA
electronic transformers:	1000 W
Fluorescent lamps non-compensated:	500 W
parallel compensated:	500 W
HV LED lamps:	max. 350 W
Capacitive load:	132 µF
Dimensions (W x H x D):	84 x 89 x 90 mm
Ambient temperature:	-20 ... +50 °C

USB charger



with 1 USB port type C
screw fixing only, without claws

Available April 2024

Intended use

- Battery charging station for mobile devices with USB connection
- Installation in flush box with dimensions according to DIN 49073

Product characteristics

- Quick charge function USB Power Delivery (PD)
- Supports PD3.0, Quick Charge 4+ and PPS (Programmable Power Supply), among others
- Charging capacity up to 60 W
- Installation into multiple frame with other devices possible

	Ref.-no.
white	USB PD60 C WW
black	USB PD60 C SW

Technical data

Input voltage:	AC 220 ... 240 V ~ ± 10 %
Mains frequency:	50/60 Hz
Ambient temperature:	0 ... +45 °C
Stora/transport temperature:	-20 ... +70 °C
Stand-by power:	≤ 0.1 W
Connection mode:	screw terminals
Terminals for:	0.75 ... 2.5 mm ²
Output voltage:	DC 5 ... 20 V (±5 %)
Output current:	max. 3 A
Charging capacity:	15 ... 60 W

Centre plate

for USB charger ref.-no.: USB PD60 C WW, USB PD60 C SW

for AS range



	Ref.-no.
Thermoplastic (breakproof) high-gloss	
ivory	■ ■ A 1569 USB
white	■ ■ A 1569 USB WW

for A range



	Ref.-no.
Thermoplastic (breakproof) high-gloss	
white	■ ■ A 1569 USB WW
black	■ ■ A 1569 USB SW
Thermoplastic (breakproof) lacquered	
aluminium	■ ■ A 1569 USB AL
champagne	■ ■ A 1569 USB CH
mocha	■ ■ A 1569 USB MO
matt lacquered	
matt snow white	■ ■ A 1569 USB WWM
matt graphite black	■ ■ A 1569 USB SWM
matt anthracite	■ ■ A 1569 USB ANM

for CD range



	Ref.-no.
Thermoplastic (breakproof) high-gloss	
ivory	■ ■ 569 T
white	■ ■ CD 569 T WW
brown	■ ■ CD 569 T BR
grey	■ ■ CD 569 T GR
light grey	■ ■ CD 569 T LG
black	■ ■ CD 569 T SW
Metal versions (anodized aluminium)	
gold-bronze	■ ■ CD 569 T GB
platinum	■ ■ CD 569 T PT

for LS range



	Ref.-no.
Thermoplastic (breakproof) high-gloss	
ivory	■ ■ LS 1969 USB
white	■ ■ LS 1969 USB WW
light grey	■ ■ LS 1969 USB LG
black	■ ■ LS 1969 USB SW
matt lacquered	
matt snow white	■ ■ LS 1969 USB WWM
matt graphite black	■ ■ LS 1969 USB SWM
Metal versions	
aluminium	■ ■ AL 1969 USB
stainless steel	■ ■ ES 1969 USB
anthracite (aluminium lacquered)	■ ■ AL 1969 USB AN
dark (aluminium lacquered)	■ ■ AL 1969 USB D
classic brass	■ ■ ME 1969 USB C
antique brass	■ ■ ME 1969 USB AT



ALBRECHT JUNG GMBH & CO. KG

P.O. Box 1320

58569 Schalksmühle

Germany

Phone +49 2355 806-0

Fax +49 2355 806-204

international@jung.de

For sales contacts in your country see:

jung.group/contact

JUNG-GROUP.COM