

## POP 2 255 C25 (900 760)

- Effective power frequency overvoltage protection
- Compact design allows easy retrofitting
- Compliance with EN 50550


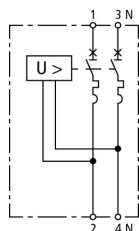
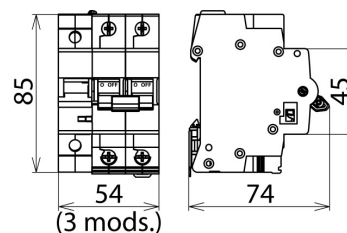


Figure without obligation



Basic circuit diagram POP 2 255 C25



Dimension drawing POP 2 255 C25

### POP+MCB

Type	POP 2 255 C25
Part No.	900 760
Power supply system	single-phase TT / TN system
Number of poles	1P + N
Nominal a.c. voltage ( $U_N$ )	230 V
Nominal frequency ( $f_N$ )	50 Hz
Operating temperature range ( $T_U$ )	-25 °C ... +60 °C
Cross-sectional area (L, N) (min.)	2.5 mm <sup>2</sup> solid / flexible
Cross-sectional area (L, N) (max.)	16 mm <sup>2</sup> flexible / 25 mm <sup>2</sup> stranded
Degree of protection protection	IP 20
Capacity	3 module(s), DIN 43880
Mounting	35 mm DIN rails acc. to EN 60715

### POP

Type	POP 2 255 C25
Part No.	900 760
Tested to	EN 50550
Max. non-tripping voltage (a.c.)	255 V
Max. tripping voltage (a.c.)	415 V
Tripping time at 275 V a.c.	8 s
Tripping time at 400 V a.c.	120 ms
Max. current at 275 V a.c.	0.4 A
Max. current at 400 V a.c.	0.6 A
Power consumption	0.7 VA
Trip indicator	red

### MCB

Type	POP 2 255 C25
Part No.	900 760
Tripping characteristic	C
Nominal alternating current ( $I_n$ )	25 A
Rated switching capacity ( $I_{cn}$ ) acc. to EN 60898	6 kA
Weight	274 g
Customs tariff number	85363030
GTIN	4013364156135
PU	1 pc(s)

We reserve the right to introduce changes in performance, configuration and technology, dimensions, weights and materials in the course of technical progress. The figures are shown without obligation.